

ACL Laboratories Respiratory Virus and Monkeypox Virus Activity Report

Updated: November 17, 2022

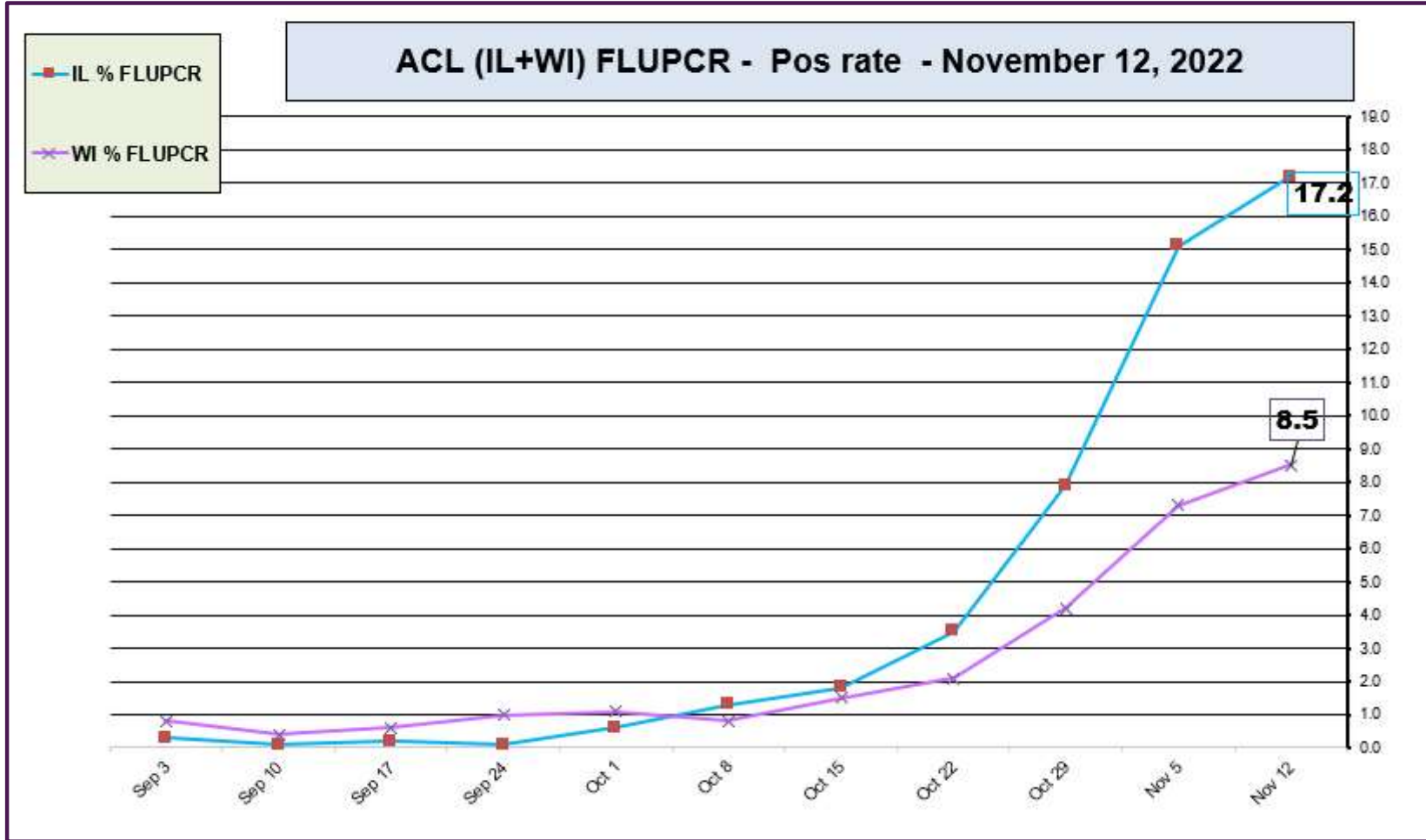


RESPIRATORY PATHOGEN PANEL DECEMBER 2021- NOVEMBER 17, 2022 Positivity Rate (%)

MONTH	FLU A UnSub	FLU A (H1N1)	2009 H1N1	FLU A H3N2	FLU B	RSV A/B	PARA 1	PARA 2	PARA 3	PARA 4	COR 229E	COR NL63	COR OC43	COR HKU1	META	ENTERO/RHINO	Adeno	BOCA	Legio-nella	Chla-mydia	Mycoplasma
NOV 2022	0.4	0.0	0.5	4.3	0.0	8.3	1.1	0.4	0.8	1.6	0.1	0.1	0.4	0.0	0.6	14.4	2.6	3.2	0.0	0.0	0.0
OCT 2022	0.1	0.0	0.2	0.8	0.0	10.0	2.1	0.4	0.5	3.5	0.0	0.1	0.1	0.1	0.7	18.2	2.4	2.6	0.0	0.0	0.0
SEP 2022	0.0	0.0	0.0	0.0	0.0	4.1	0.9	0.0	0.4	2.3	0.1	0.1	0.1	0.0	0.3	22.8	0.9	0.9	0.1	0.0	0.0
AUG 2022	0.0	0.0	0.0	0.1	0.0	1.6	0.7	0.0	0.8	1.1	0.2	0.0	0.0	0.0	0.5	15.2	2.0	2.1	0.2	0.0	0.0
JUL 2022	0.0	0.0	0.0	0.1	0.0	1.7	0.2	0.1	3.3	0.7	0.0	0.1	0.3	0.2	1.6	9.7	2.1	0.7	0.0	0.0	0.0
JUN 2022	0.0	0.0	0.0	0.4	0.0	1.8	0.5	0.2	9.5	1.0	0.0	0.2	0.5	0.1	3.6	12.6	1.7	0.5	0.2	0.0	0.0
MAY 2022	0.0	0.0	0.0	1.4	0.0	0.6	0.0	0.2	7.3	0.7	1.2	0.9	2.4	0.2	6.7	11.1	1.8	0.7	0.0	0.0	0.0
APR 2022	0.0	0.0	0.0	2.1	0.0	0.9	0.0	0.0	2.6	0.1	2.1	1.1	3.4	0.2	10.5	9.4	1.3	0.7	0.0	0.0	0.0
MAR 2022	0.0	0.0	0.0	1.6	0.0	0.8	0.0	0.1	1.1	0.2	1.3	0.6	4.4	0.1	6.9	11.7	2.6	1.2	0.0	0.0	0.0
FEB 2022	0.0	0.0	0.0	1.3	0.0	1.4	0.0	0.0	0.0	0.2	0.7	0.0	2.1	0.0	4.8	8.0	1.9	3.2	0.0	0.0	0.0
JAN 2022	0.0	0.0	0.0	1.3	0.0	1.6	0.0	0.5	0.6	0.5	0.6	0.0	1.2	0.0	3.9	4.6	1.3	1.8	6.2	0.0	0.0
DEC 2021	0.0	0.0	0.0	2.7	0.0	4.4	0.0	0.8	1.4	1.4	0.4	0.1	1.6	0.2	2.7	11.4	2.3	4.4	0.0	0.0	0.0

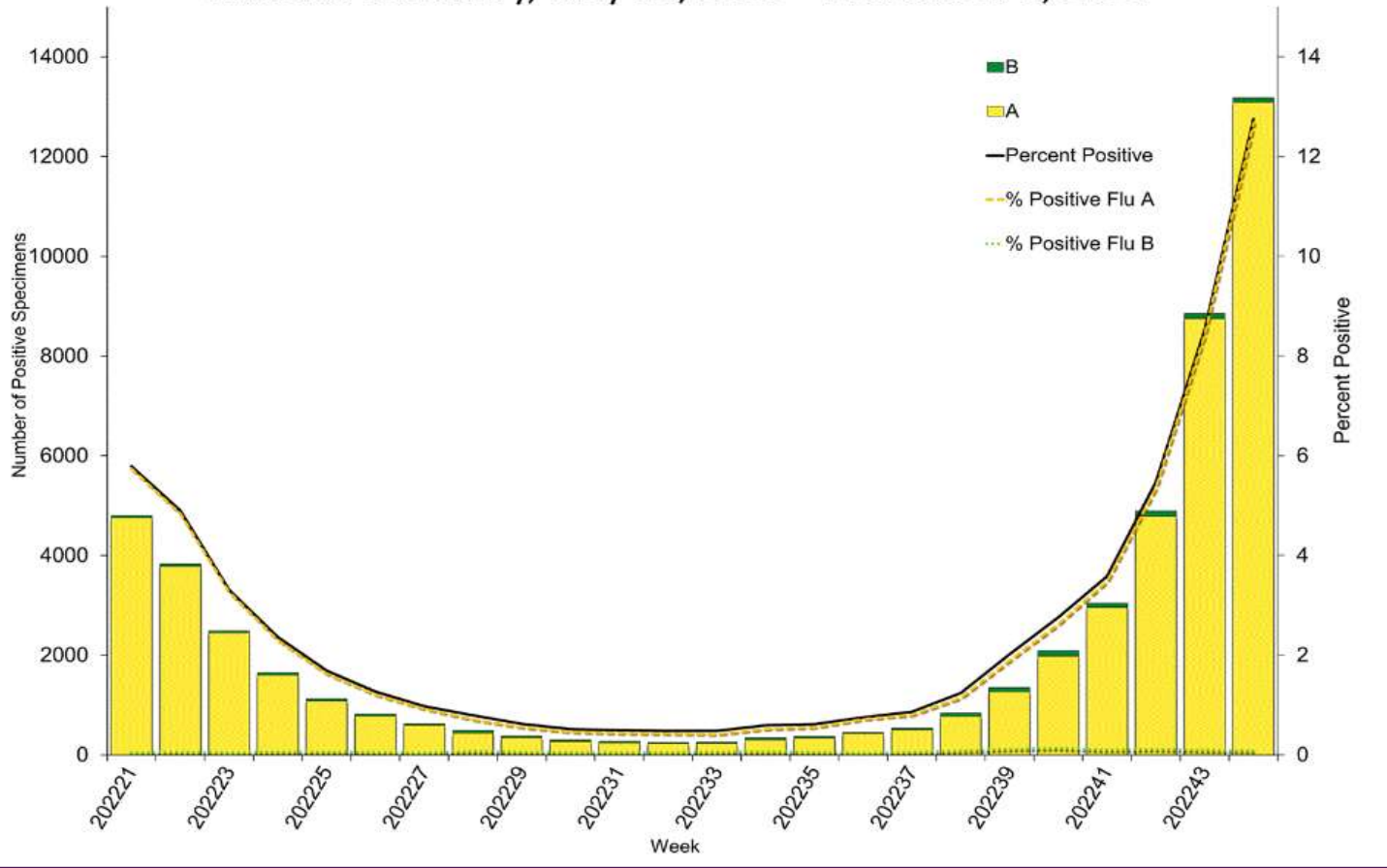
Data generated using: RPPNL (LAB9955)

ACL INFLUENZA positivity rate (Sep 3, 2022 – Nov 12, 2022)



Data generated using: Respiratory Pathogen Panel (LAB9955), Influenza PCR, COVID/FLU/RSV Panel (LAB10789), COVID/Flu by PCR (LAB10889), and SARS-CoV-2/Influenza by PCR (LAB11071)

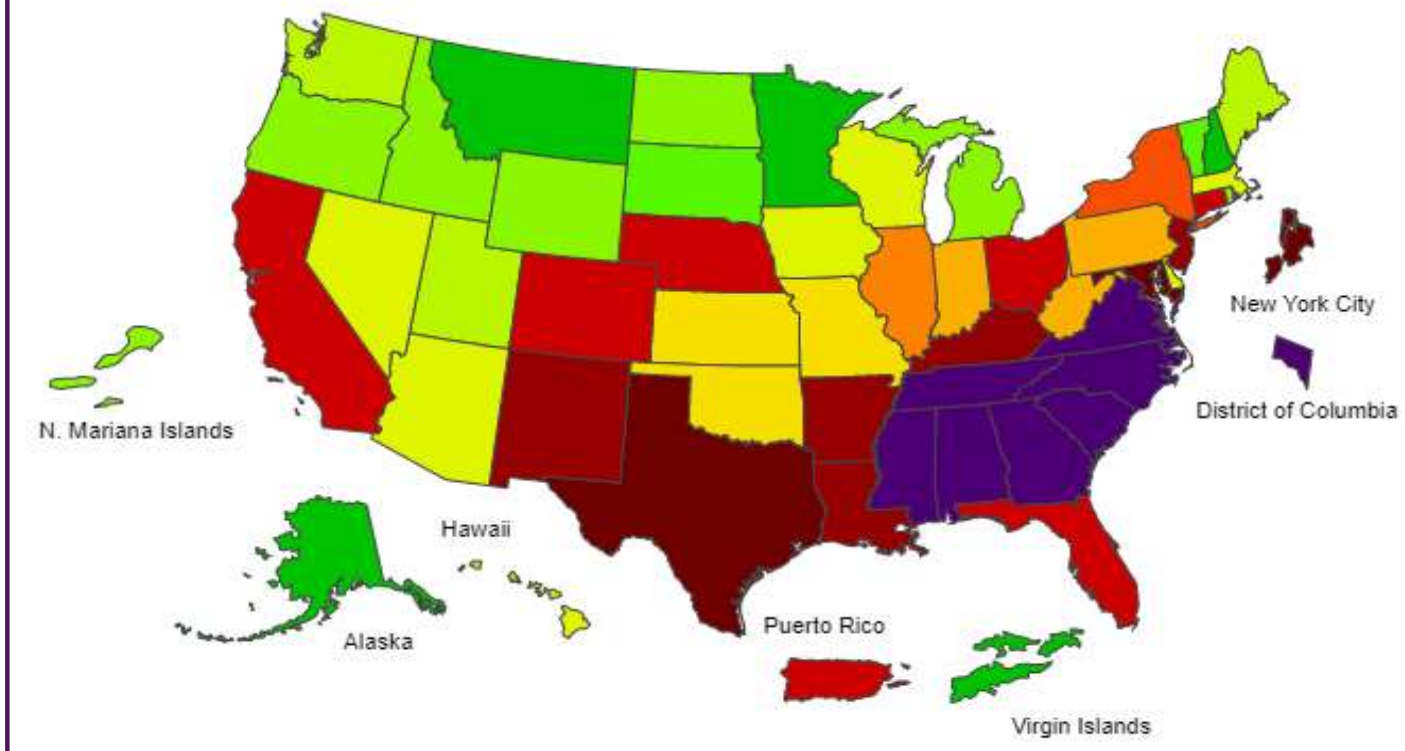
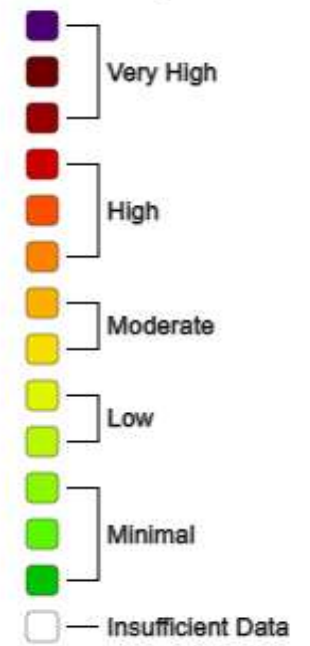
Influenza Positive Tests Reported to CDC by U.S. Clinical Laboratories, National Summary, May 22, 2022 – November 5, 2022



<https://www.cdc.gov/>

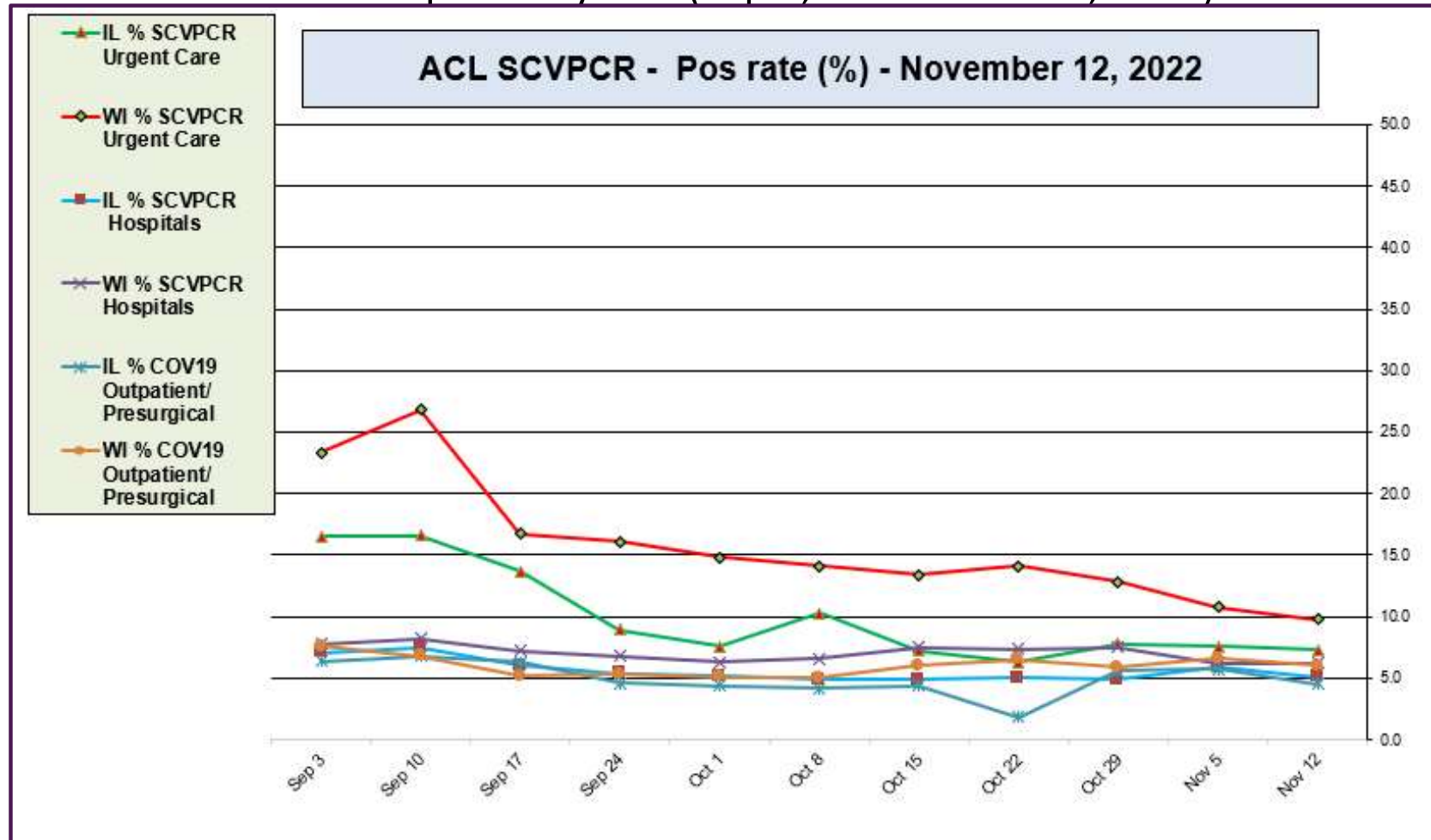
2022-23 Influenza Season Week 44 ending Nov 05, 2022

ILI Activity Level



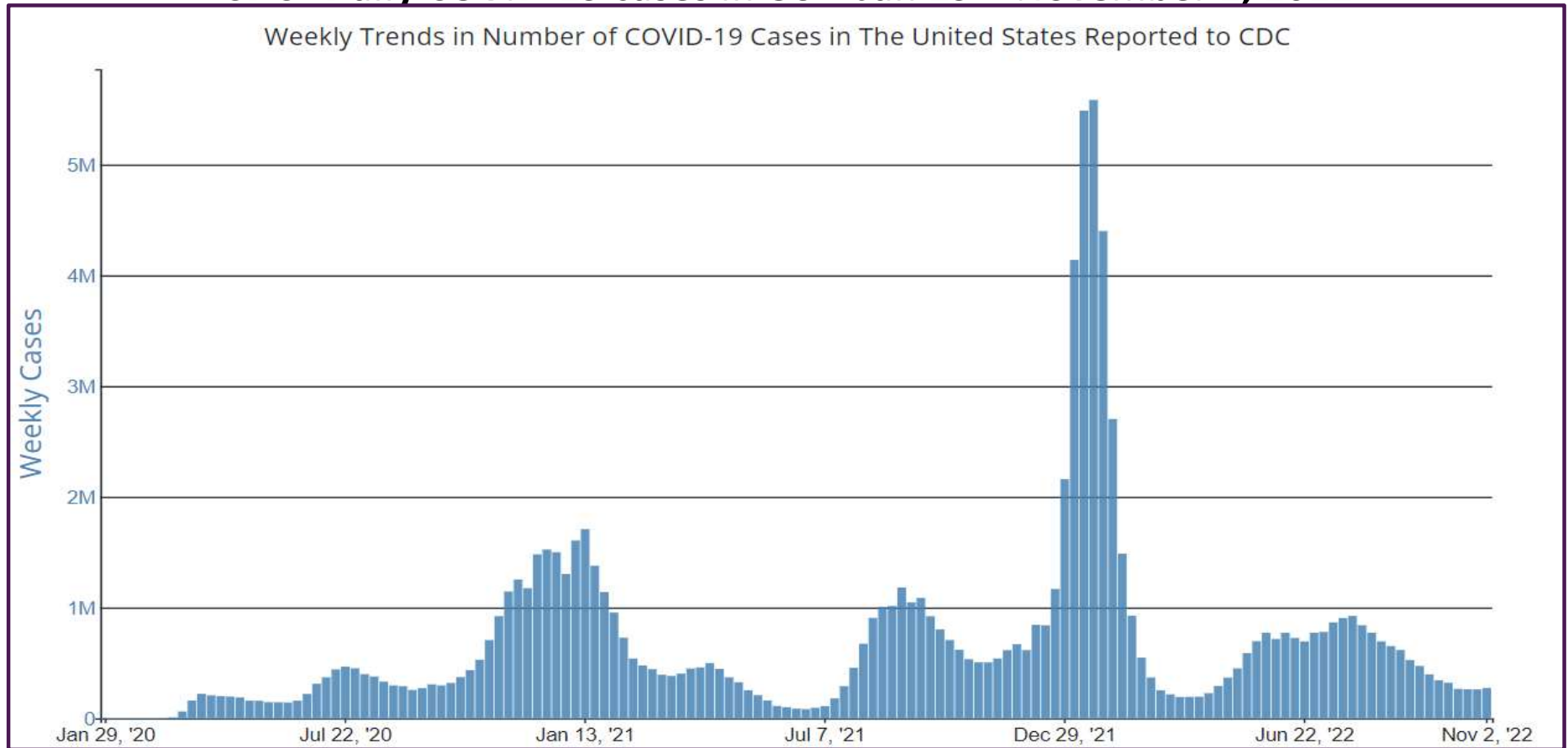
<https://www.cdc.gov/>

ACL SARS-CoV-2 positivity rate (Sep 3, 2022 – Nov 12, 2022)



Data generated using: RAPID SARS-COV-2 BY PCR (LAB10644), COVID/FLU/RSV Panel (LAB10789), prior to 9/17 COVID-19 ANTIGEN TEST (SOFIA) (LAB10715), post 9/17 LAB10644 performed at WI and IL urgent cares sites

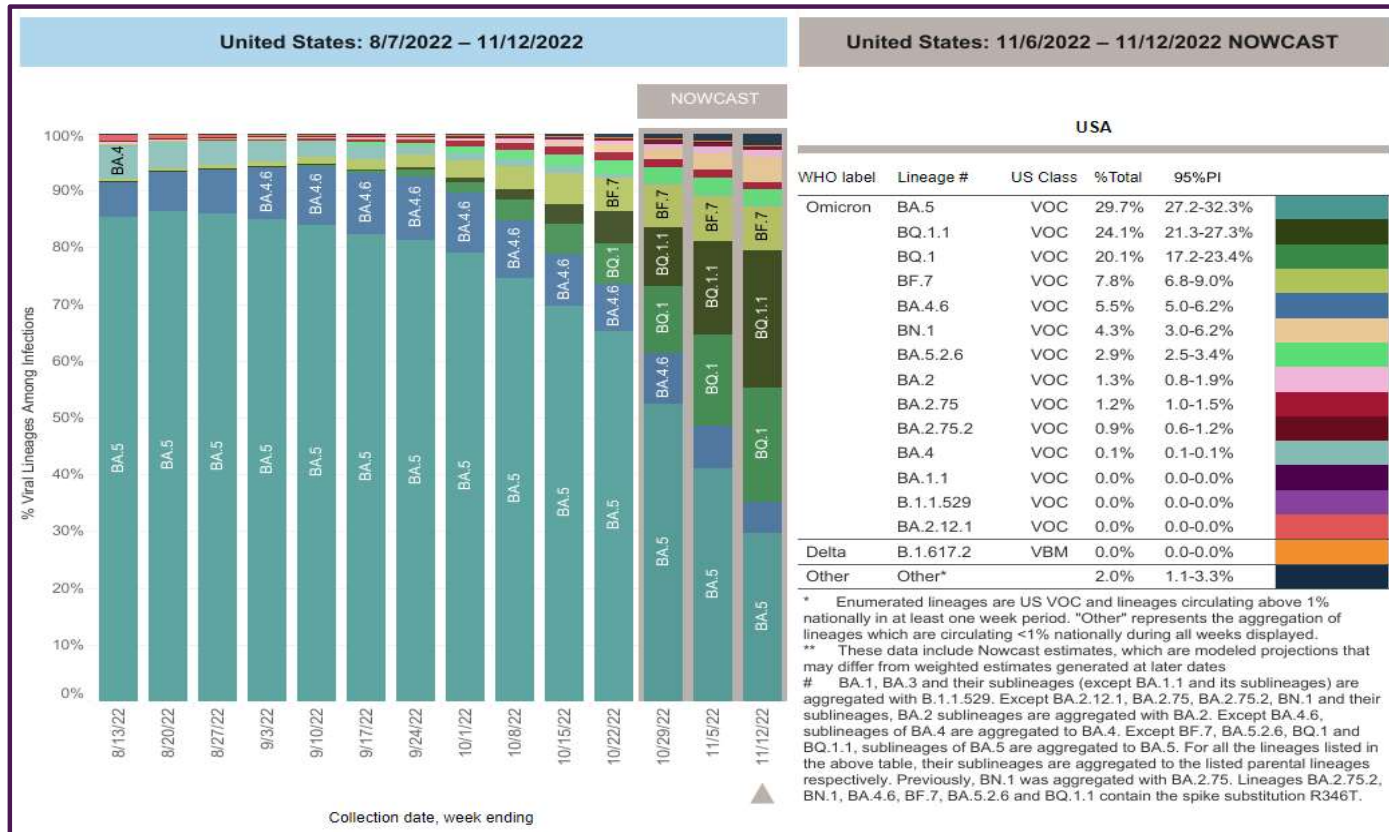
CDC- Daily COVID-19 cases in US – Jan 29 – November 2, 2022



CDC SARS-CoV-2 positivity rate

<https://www.cdc.gov/>

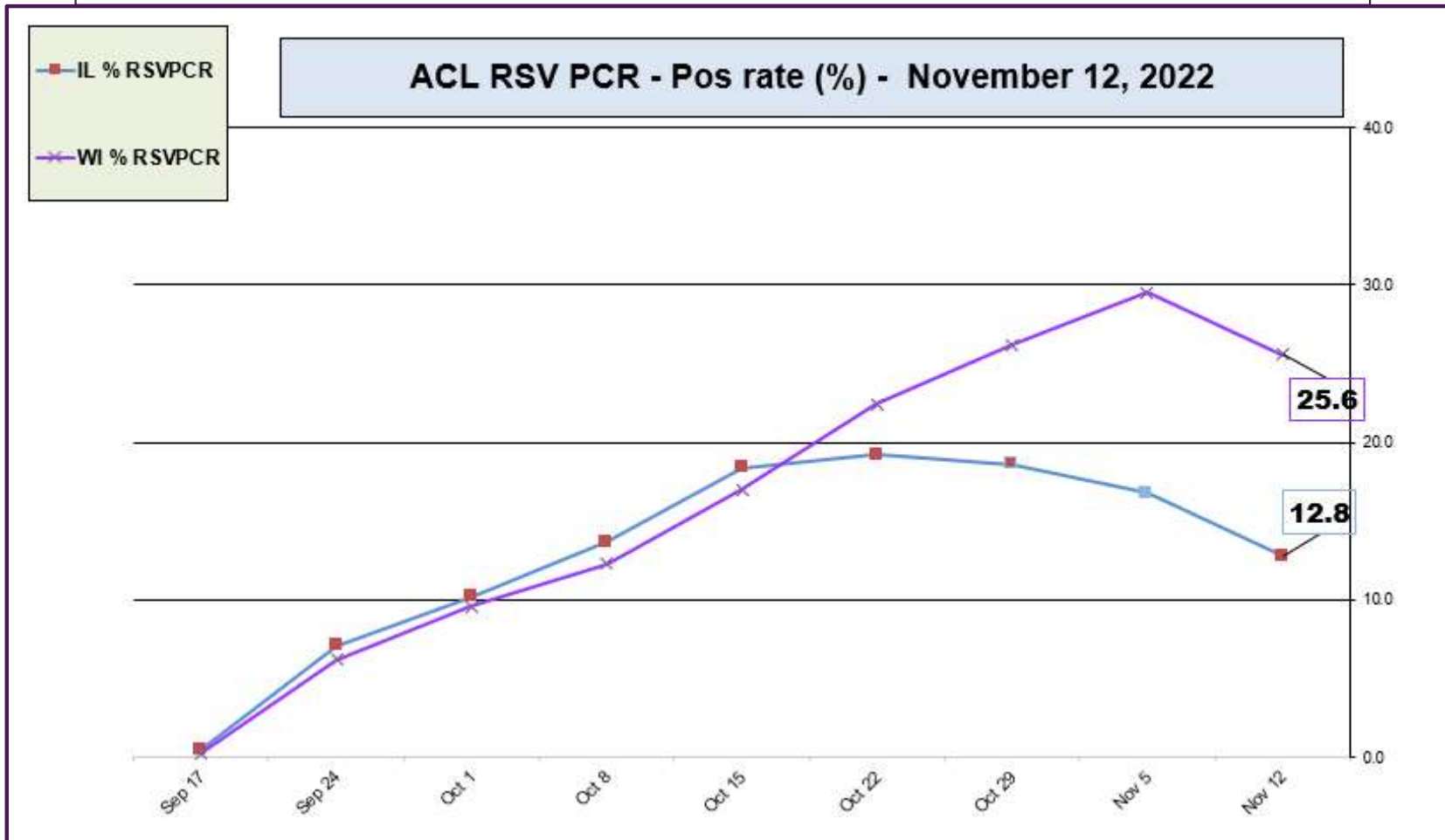
November 12, 2022 – SARS-CoV-2 circulating in the Midwest based on projection by Nowcast modeling (Omicron BA.5 – 29.7% ↓, BA.4.6 – 5.5% ↓, BQ.1.1 – 24.1% ↑, BQ.1 – 20.1% ↑, BF.7 – 7.8% ↓)



** CDC uses **Nowcast** model that estimates more recent proportions of circulating variants (actual sequencing data is typically delayed for 2 weeks).

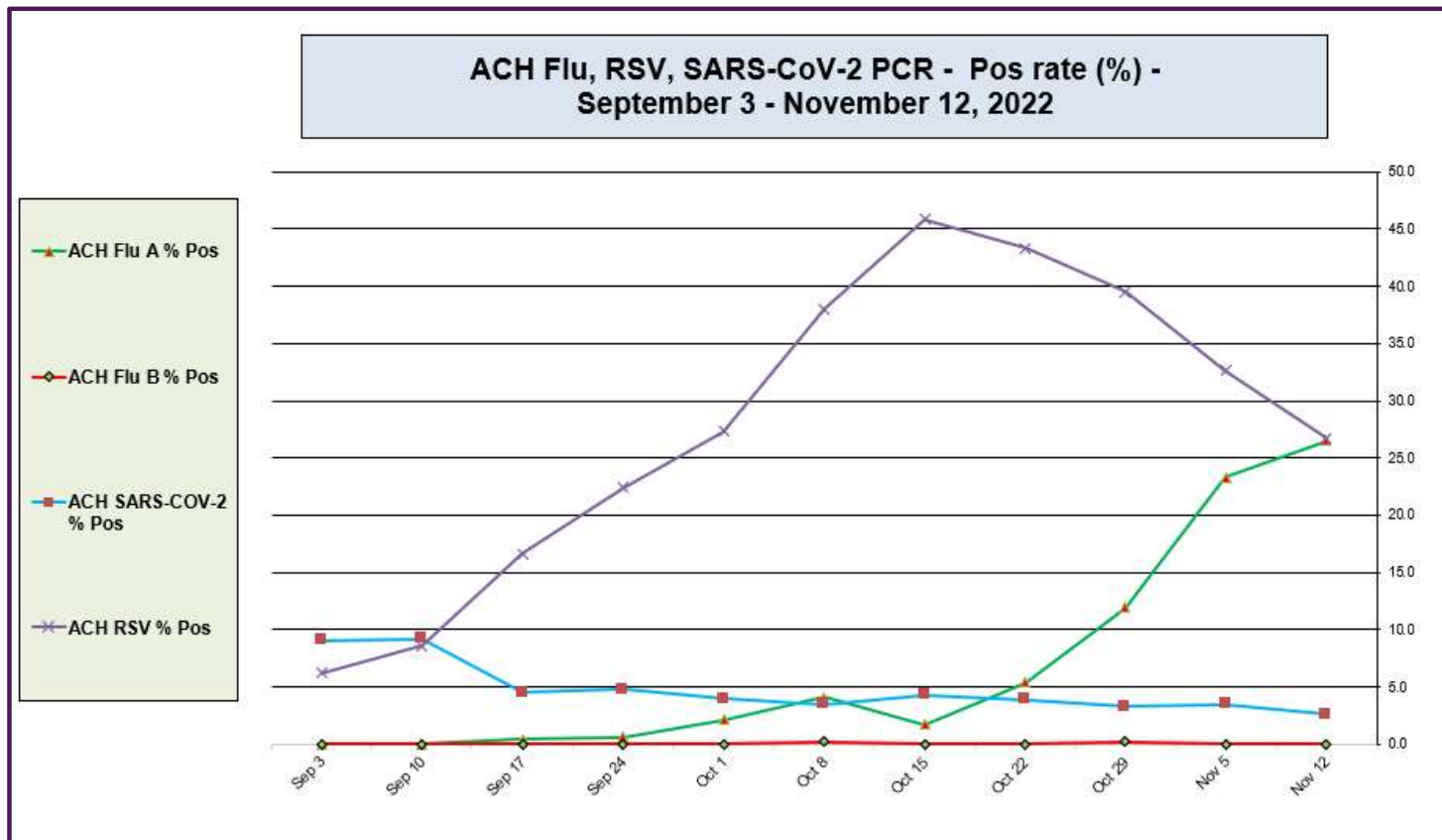
<https://www.cdc.gov/>

ACL RSV PCR positivity rate (Sep 17, 2022 – Nov 12, 2022)



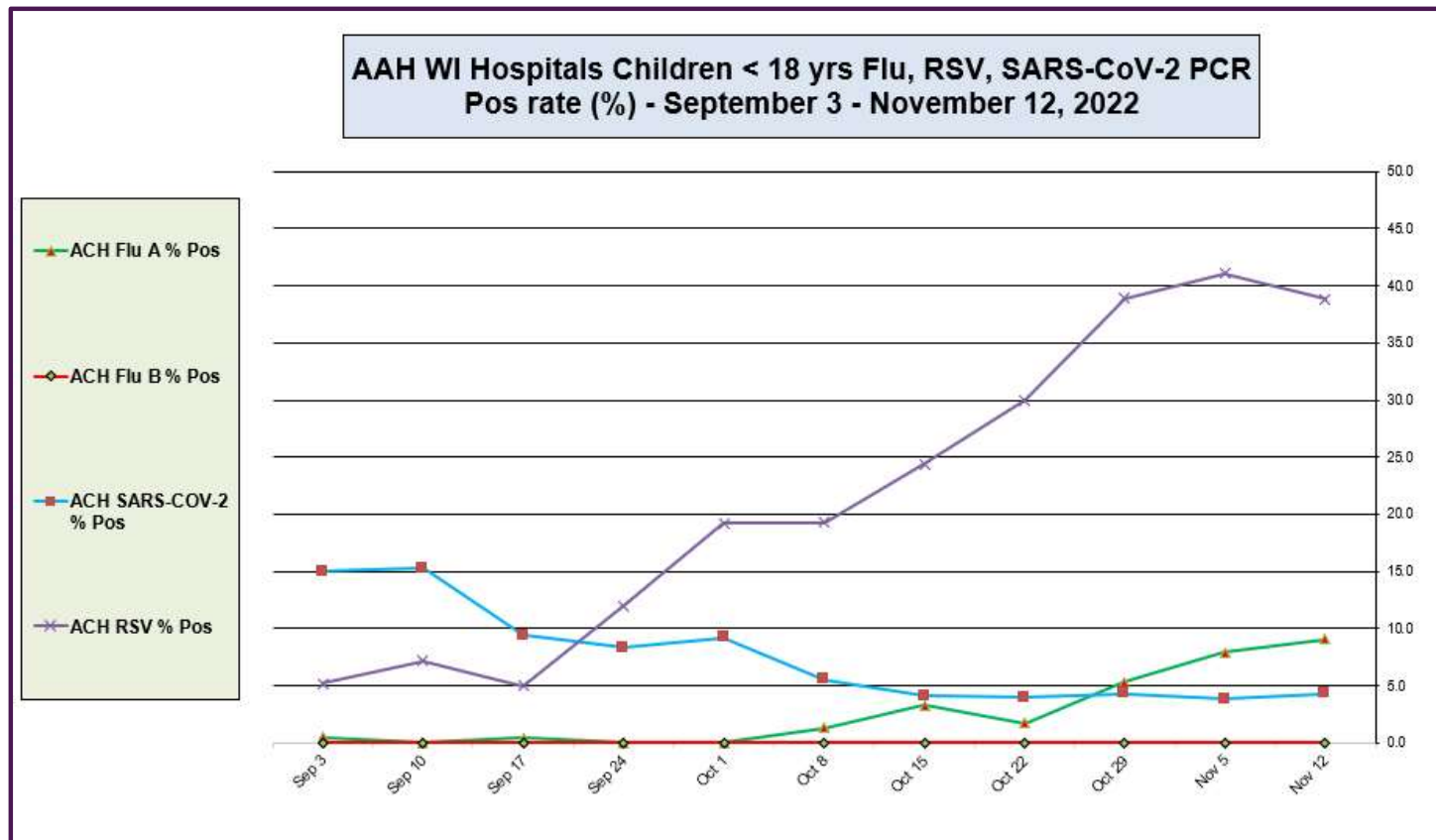
Data generated using: Respiratory Pathogen Panel (LAB9955) and COVID/FLU/RSV Panel (LAB10789)

Advocate Children's Hospital Influenza A, Influenza B, RSV, and SARS-CoV-2 PCR Positivity rates (Sep 3 – Nov 12, 2022)



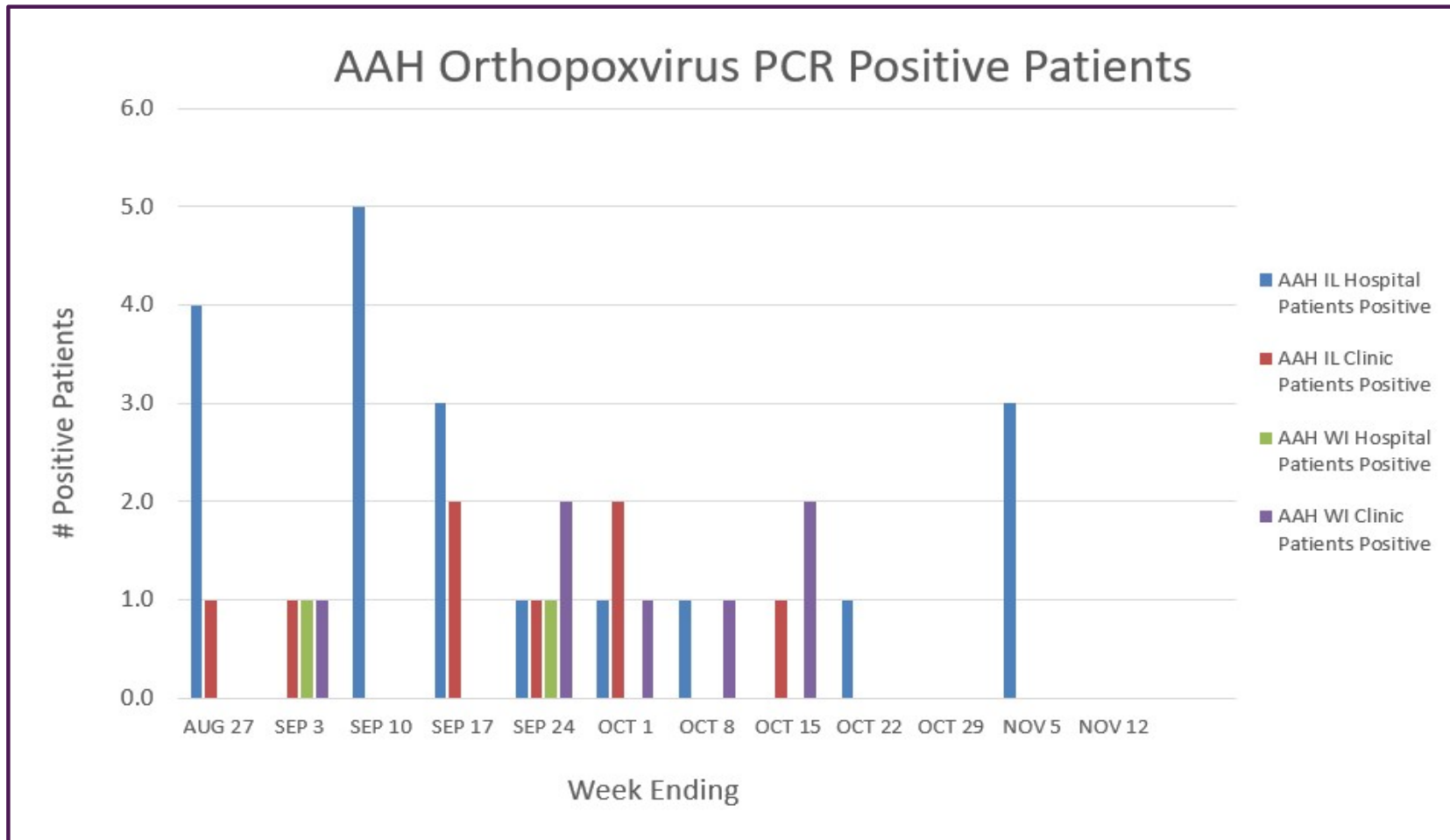
Data generated using: Respiratory Pathogen Panel (LAB9955), Rapid SARS-CoV-2 by PCR (LAB10644), COVID/FLU by PCR (LAB10889), COVID/FLU/RSV Panel (LAB10789), 2019 Novel Coronavirus (SARS-CoV-2) LAB10635

AAH WI Hospitals (patients < 18 yrs old) Influenza A, Influenza B, RSV, and SARS-CoV-2 PCR Positivity rates (Sep 3 – Nov 12, 2022)



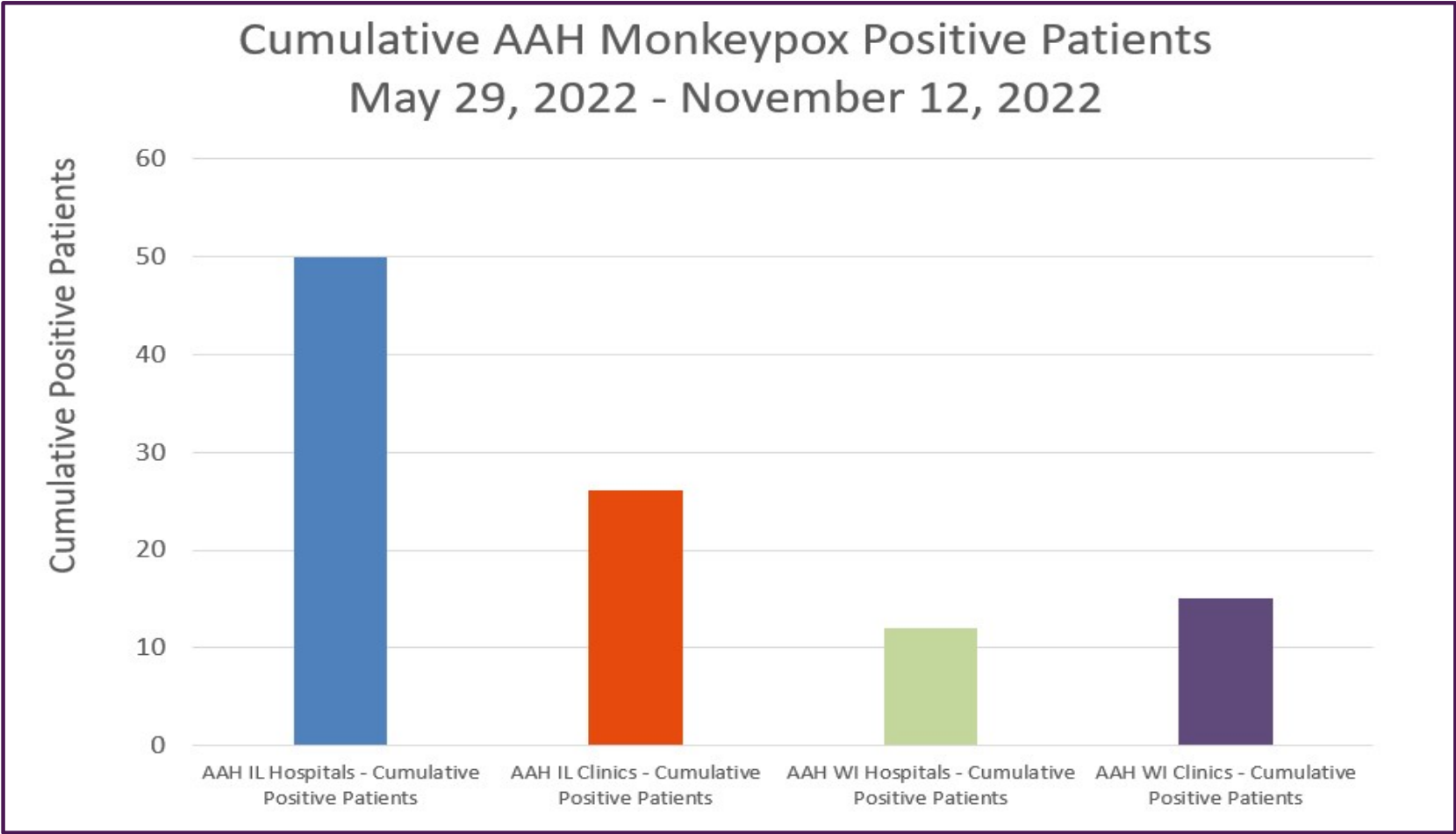
Data generated using: Respiratory Pathogen Panel (LAB9955), Rapid SARS-CoV-2 by PCR (LAB10644), COVID/FLU by PCR (LAB10889), COVID/FLU/RSV Panel (LAB10789), 2019 Novel Coronavirus (SARS-CoV-2) LAB10635

AAH Orthopoxvirus Positive Patients (August 27 – November 12, 2022)



Data generated using: Miscellaneous Test (LAB10119 to Sent to IL/WI State Labs) 5/29/22-7/24/22 and Orthopoxvirus by PCR (LAB11274 sent to ARUP 7/25/22 – Present)

AAH Orthopoxvirus Positive Patients (May 29 – November 12, 2022)



Data generated using: Miscellaneous Test (LAB10119 to Sent to IL/WI State Labs) 5/29/22-7/24/22 and Orthopoxvirus by PCR (LAB11274 sent to ARUP 7/25/22 – Present)