

# ACL Laboratories Respiratory Virus and Monkeypox Virus Activity Report

Updated: January 18, 2023

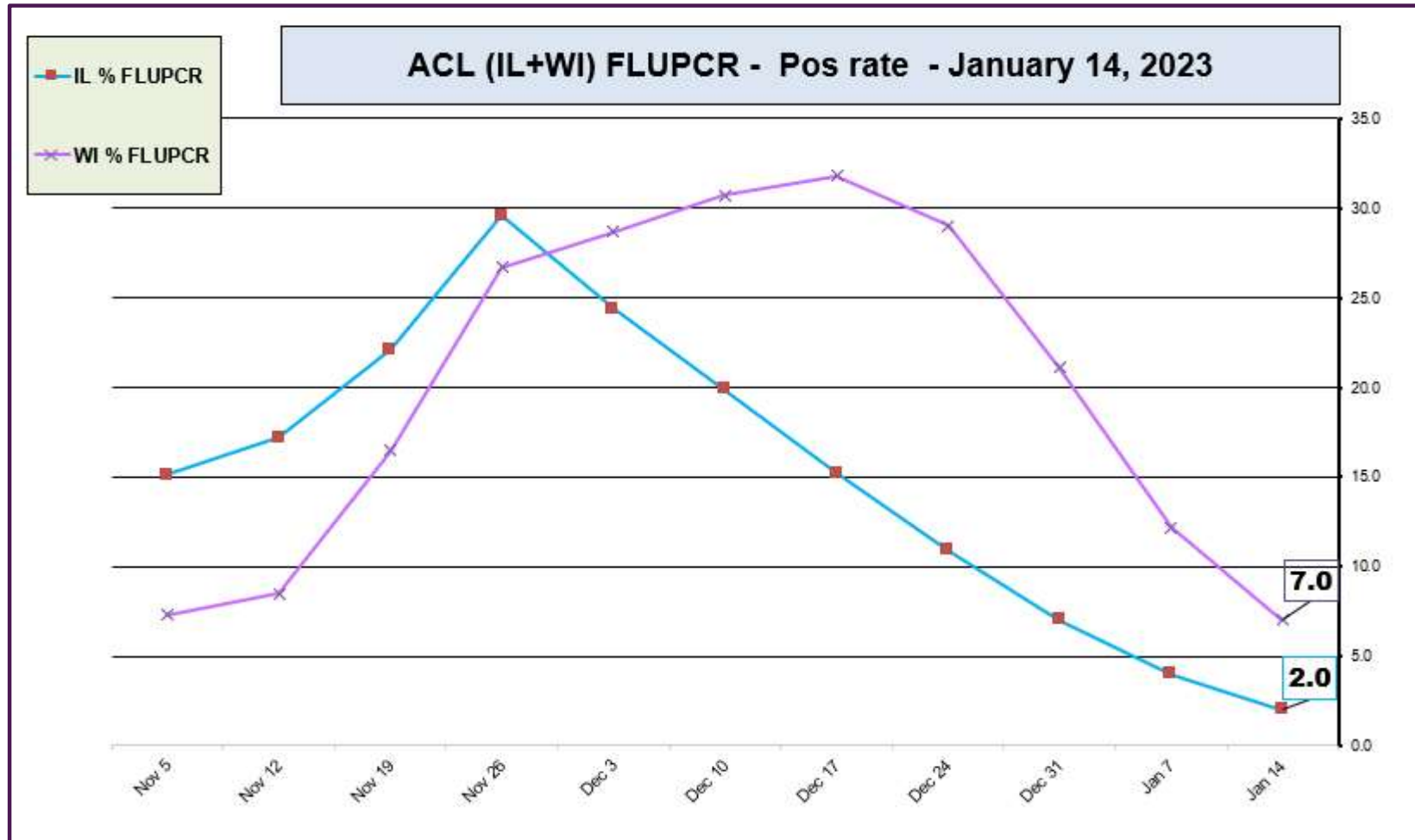


## RESPIRATORY PATHOGEN PANEL FEBRUARY 2022 - JANUARY 18, 2023 Positivity Rate (%)

MONTH	FLU A UnSub	FLU A (H1N1)	2009 H1N1	FLU A H3N2	FLU B	RSV A/B	PARA 1	PARA 2	PARA 3	PARA 4	COR 229E	COR NL63	COR OC43	COR HKU1	META	ENTERO/RHINO	Adeno	BOCA	Legio-nella	Chla-mydia	Mycoplasm
JAN 2023	0.3	0.0	0.4	0.8	0.1	1.5	0.7	0.0	0.9	0.4	0.1	0.7	2.7	1.3	4.8	11.8	2.8	3.6	0.0	0.0	0.0
DEC 2022	0.3	0.1	1.0	7.0	0.1	3.6	1.1	0.2	0.5	1.5	0.3	0.6	1.7	1.3	2.1	11.7	2.9	4.0	0.1	0.1	0.1
NOV 2022	0.3	0.0	0.5	5.6	0.0	8.1	1.6	0.5	0.8	1.4	0.1	0.1	0.5	0.0	0.8	13.0	2.6	3.3	0.0	0.0	0.0
OCT 2022	0.1	0.0	0.2	0.8	0.0	10.0	2.1	0.4	0.5	3.5	0.0	0.1	0.1	0.1	0.7	18.2	2.4	2.6	0.0	0.0	0.0
SEP 2022	0.0	0.0	0.0	0.0	0.0	4.1	0.9	0.0	0.4	2.3	0.1	0.1	0.1	0.0	0.3	22.8	0.9	0.9	0.1	0.0	0.0
AUG 2022	0.0	0.0	0.0	0.1	0.0	1.6	0.7	0.0	0.8	1.1	0.2	0.0	0.0	0.0	0.5	15.2	2.0	2.1	0.2	0.0	0.0
JUL 2022	0.0	0.0	0.0	0.1	0.0	1.7	0.2	0.1	3.3	0.7	0.0	0.1	0.3	0.2	1.6	9.7	2.1	0.7	0.0	0.0	0.0
JUN 2022	0.0	0.0	0.0	0.4	0.0	1.8	0.5	0.2	9.5	1.0	0.0	0.2	0.5	0.1	3.6	12.6	1.7	0.5	0.2	0.0	0.0
MAY 2022	0.0	0.0	0.0	1.4	0.0	0.6	0.0	0.2	7.3	0.7	1.2	0.9	2.4	0.2	6.7	11.1	1.8	0.7	0.0	0.0	0.0
APR 2022	0.0	0.0	0.0	2.1	0.0	0.9	0.0	0.0	2.6	0.1	2.1	1.1	3.4	0.2	10.5	9.4	1.3	0.7	0.0	0.0	0.0
MAR 2022	0.0	0.0	0.0	1.6	0.0	0.8	0.0	0.1	1.1	0.2	1.3	0.6	4.4	0.1	6.9	11.7	2.6	1.2	0.0	0.0	0.0
FEB 2022	0.0	0.0	0.0	1.3	0.0	1.4	0.0	0.0	0.0	0.2	0.7	0.0	2.1	0.0	4.8	8.0	1.9	3.2	0.0	0.0	0.0

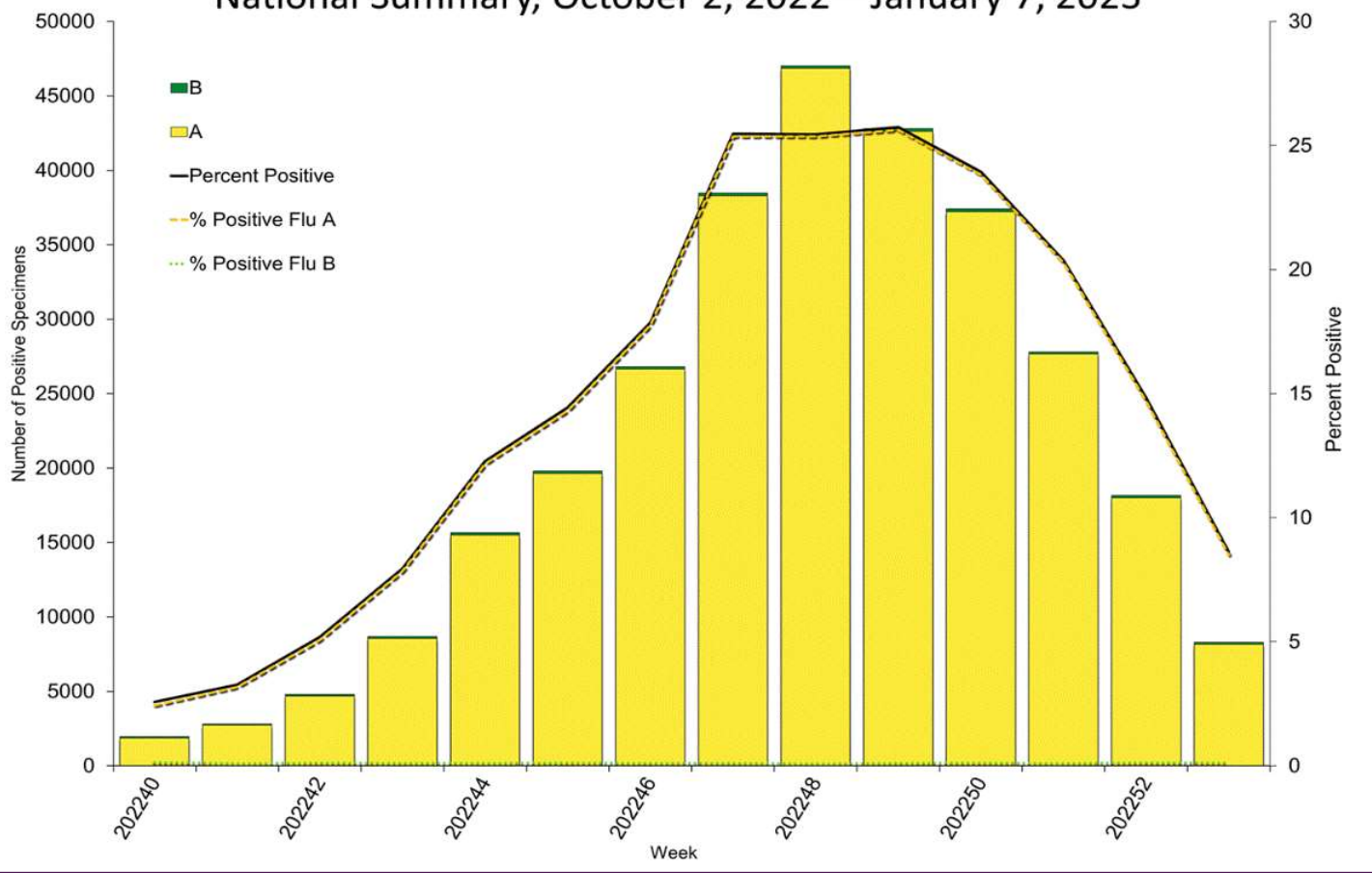
Data generated using: RPPNL (LAB9955)

## ACL INFLUENZA positivity rate (Nov 5, 2022 – Jan 14, 2023)

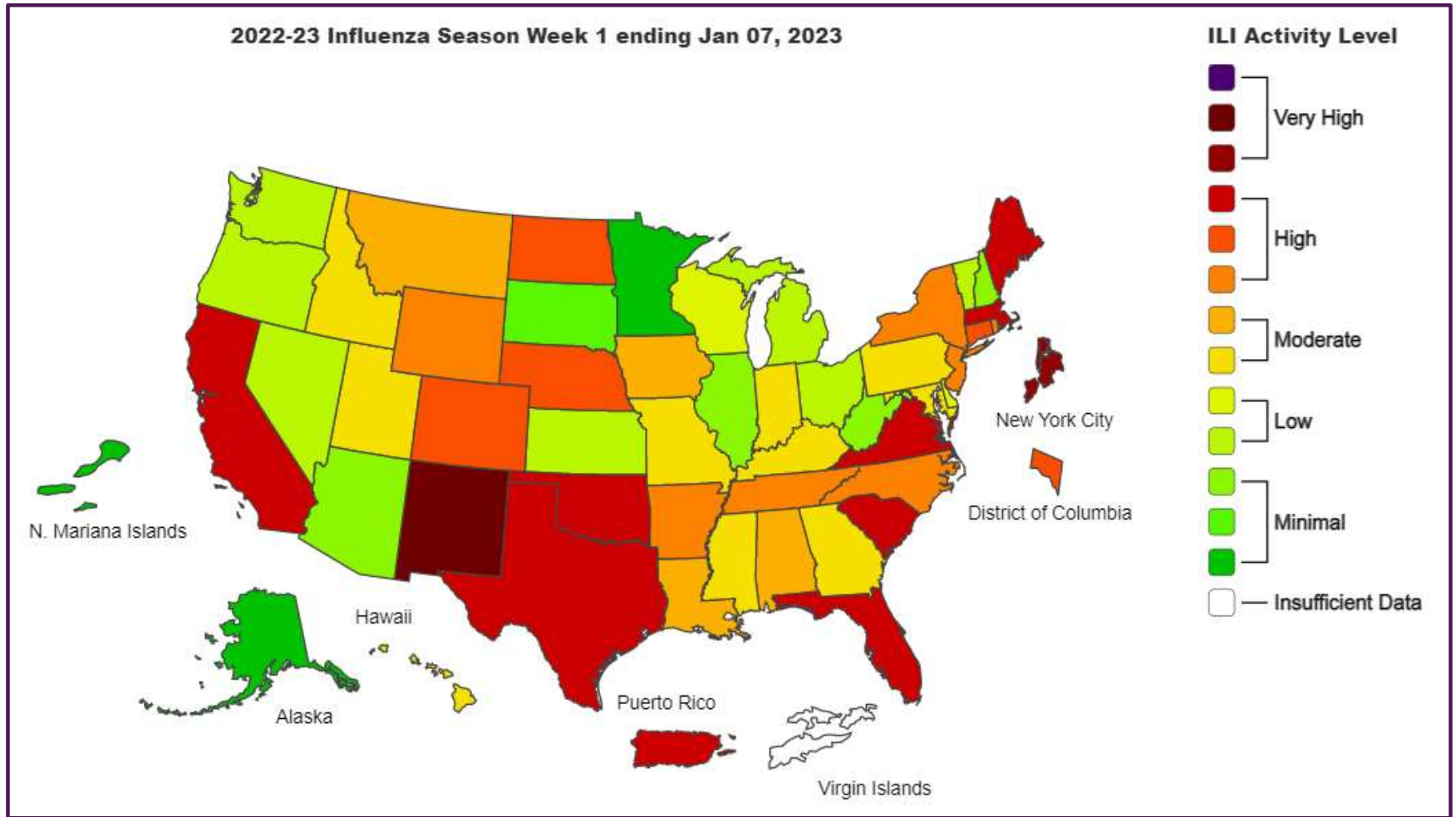


Data generated using: Respiratory Pathogen Panel (LAB9955), Influenza PCR, COVID/FLU/RSV Panel (LAB10789), COVID/Flu by PCR (LAB10889), and SARS-CoV-2/Influenza by PCR (LAB11071)

### Influenza Positive Tests Reported to CDC by U.S. Clinical Laboratories, National Summary, October 2, 2022 – January 7, 2023



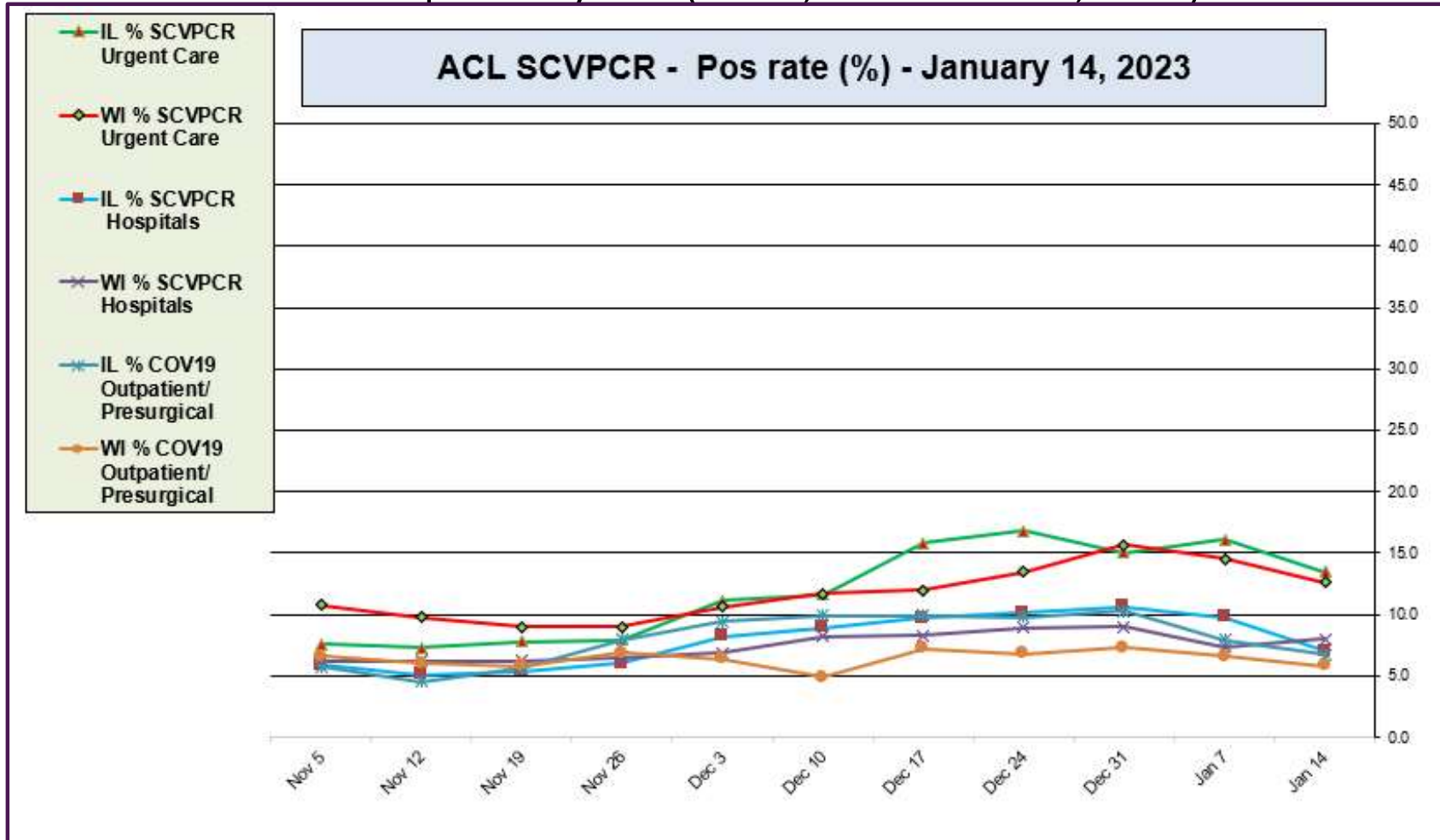
<https://www.cdc.gov/>



<https://www.cdc.gov/>

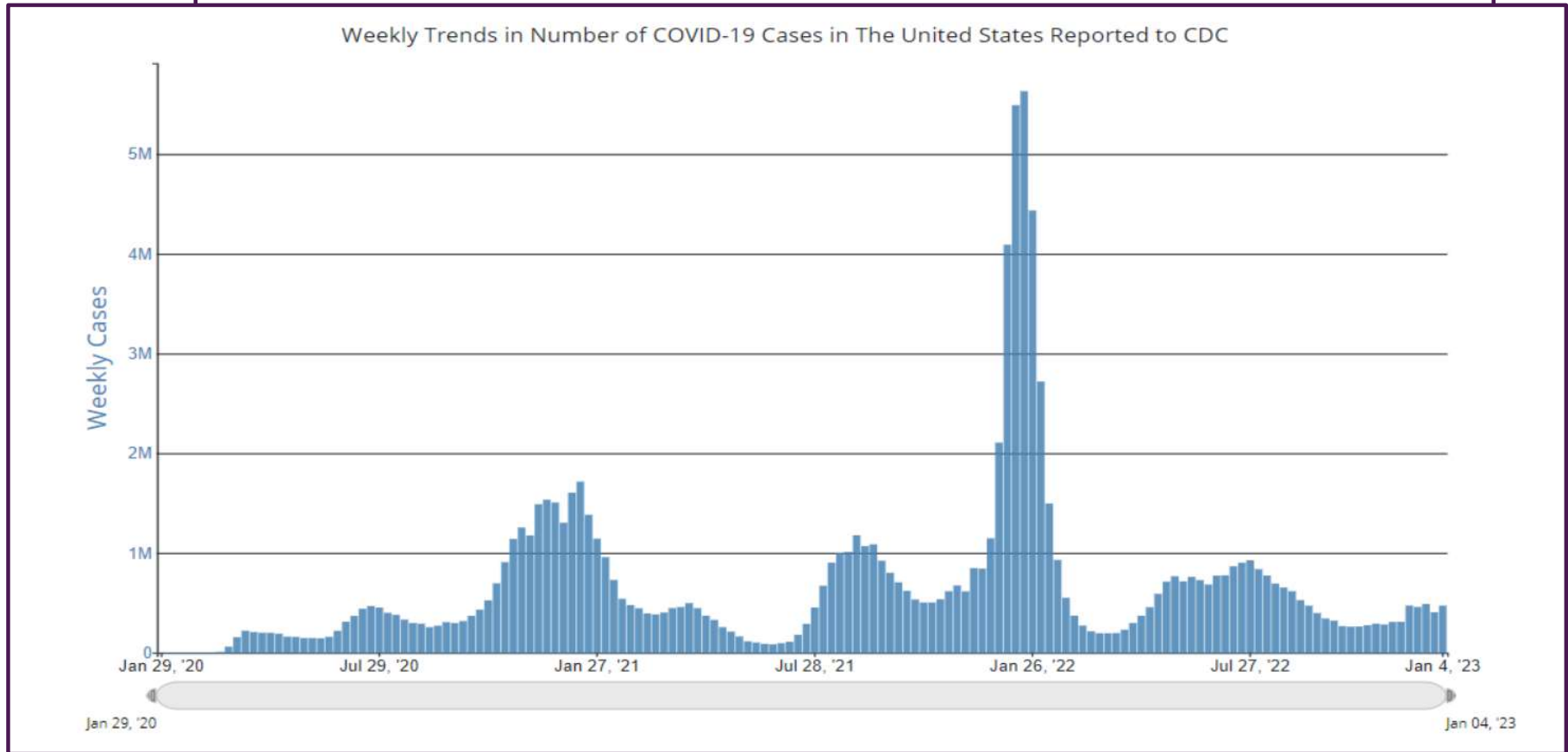


## ACL SARS-CoV-2 positivity rate (Nov 5, 2022 – Jan 14, 2023)



Data generated using: RAPID SARS-COV-2 BY PCR (LAB10644), COVID/FLU/RSV Panel (LAB10789), prior to 9/17 COVID-19 ANTIGEN TEST (SOFIA) (LAB10715), post 9/17 LAB10644 performed at WI and IL urgent cares sites

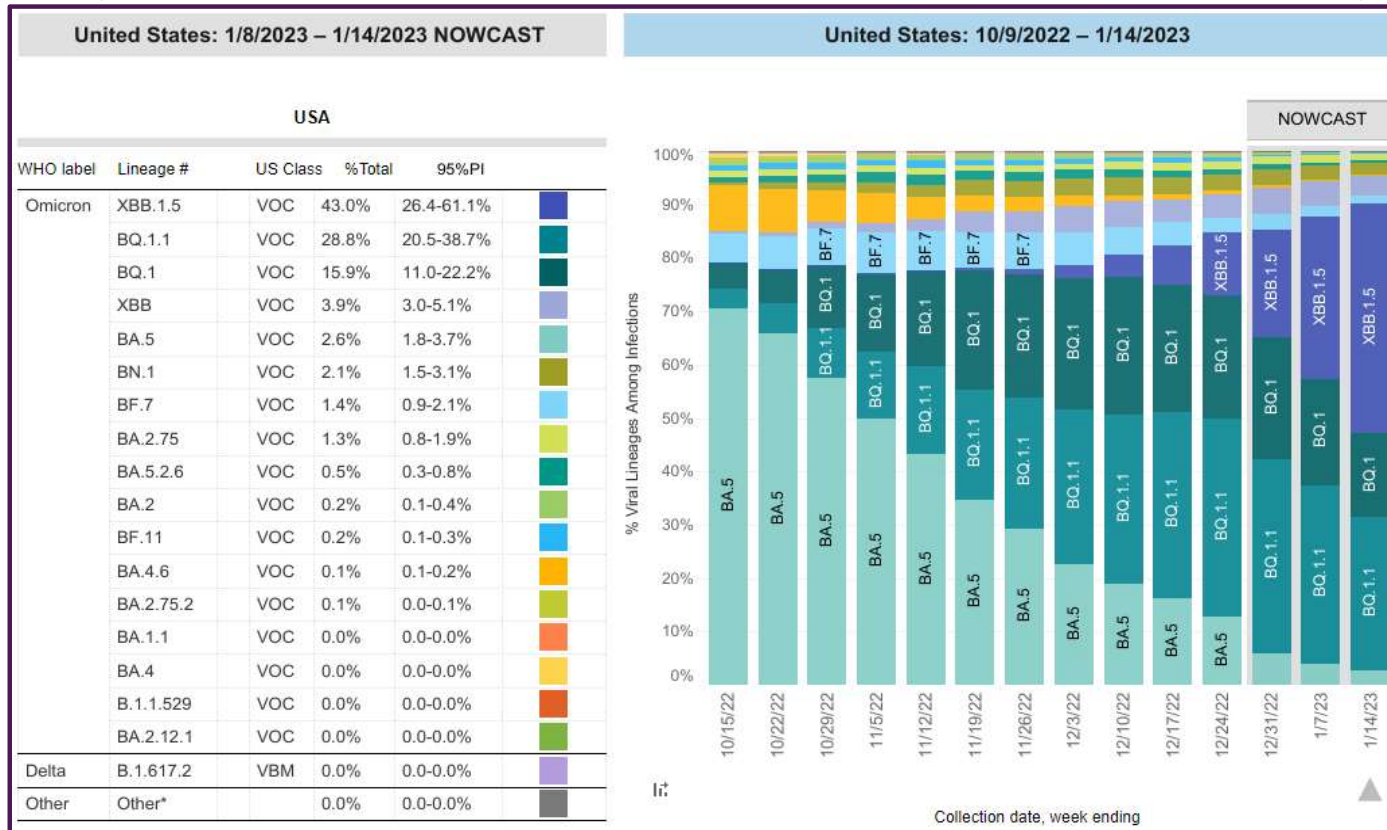
## CDC- Daily COVID-19 cases in US – Jan 29 – Jan 4, 2023



CDC SARS-CoV-2 positivity rate

<https://www.cdc.gov/>

# January 14, 2023 – SARS-CoV-2 circulating in the Midwest based on projection by Nowcast modeling (Omicron BQ.1.1 – 28.8% ↓, BQ.1 – 15.9% ↓, XBB.1.5 – 43.0% ↑)

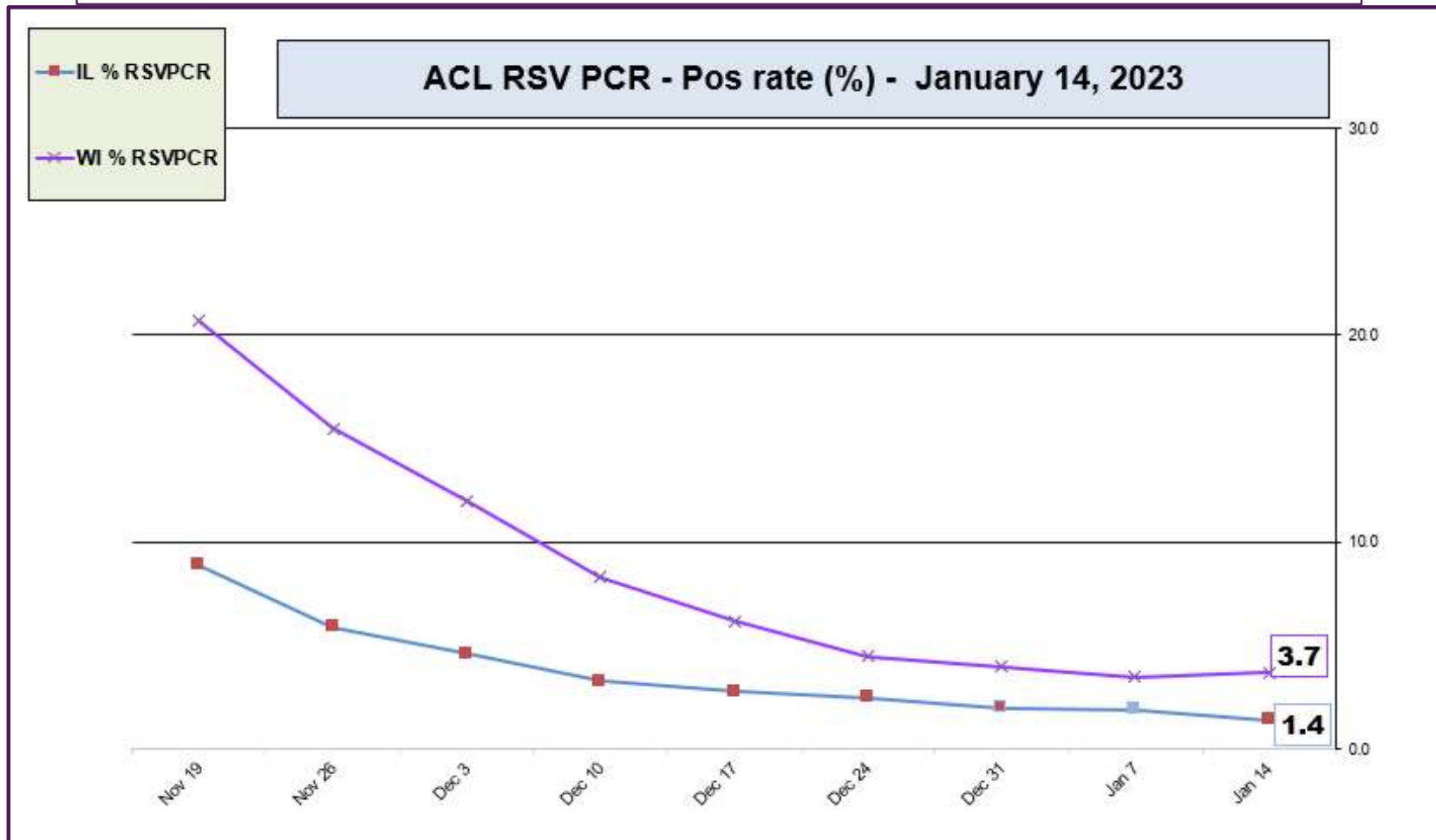


\*\* CDC uses **Nowcast** model that estimates more recent proportions of circulating variants (actual sequencing data is typically delayed for 2 weeks).

<https://www.cdc.gov/>

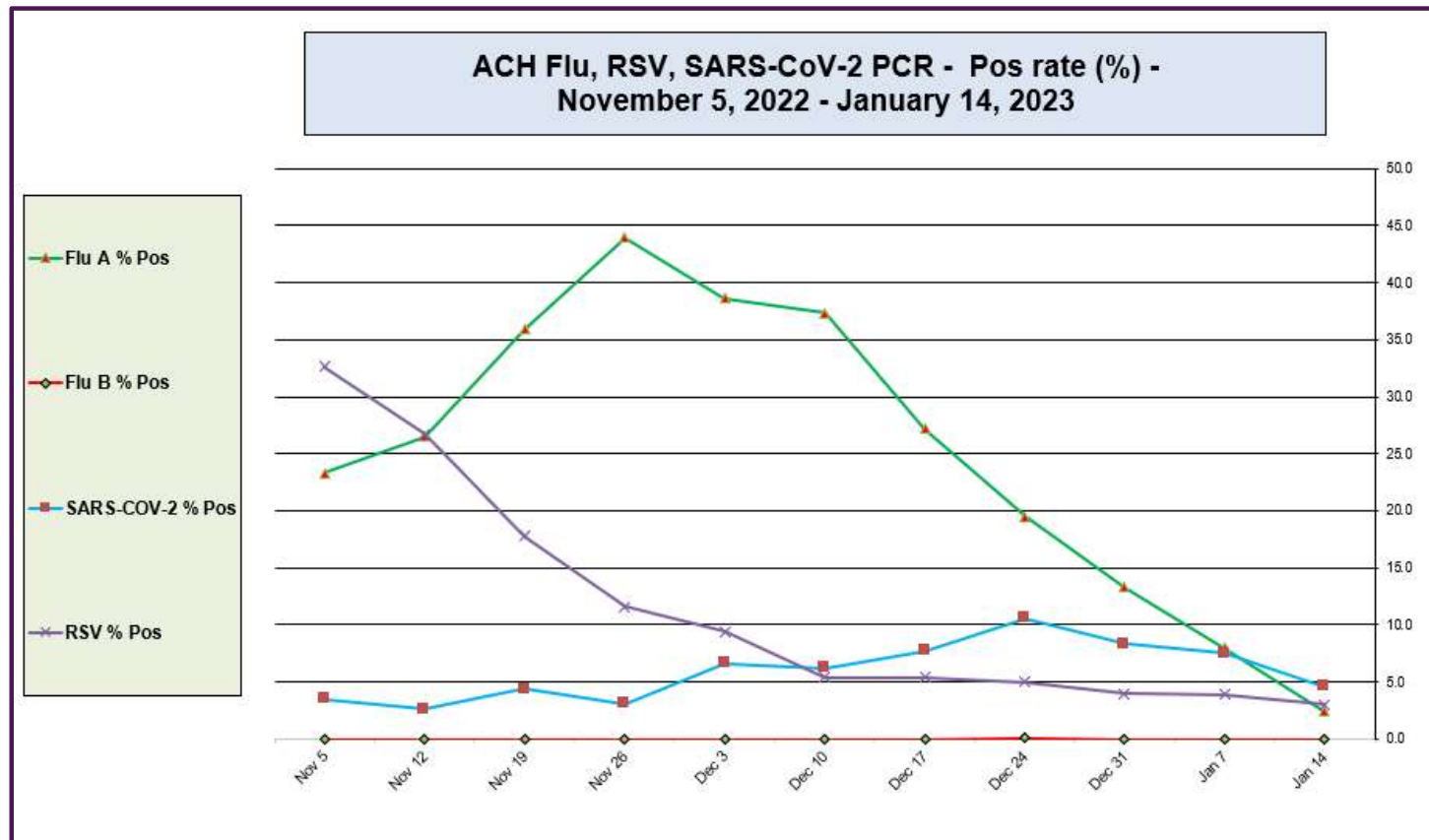


## ACL RSV PCR positivity rate (Nov 19, 2022 – Jan 14, 2023)



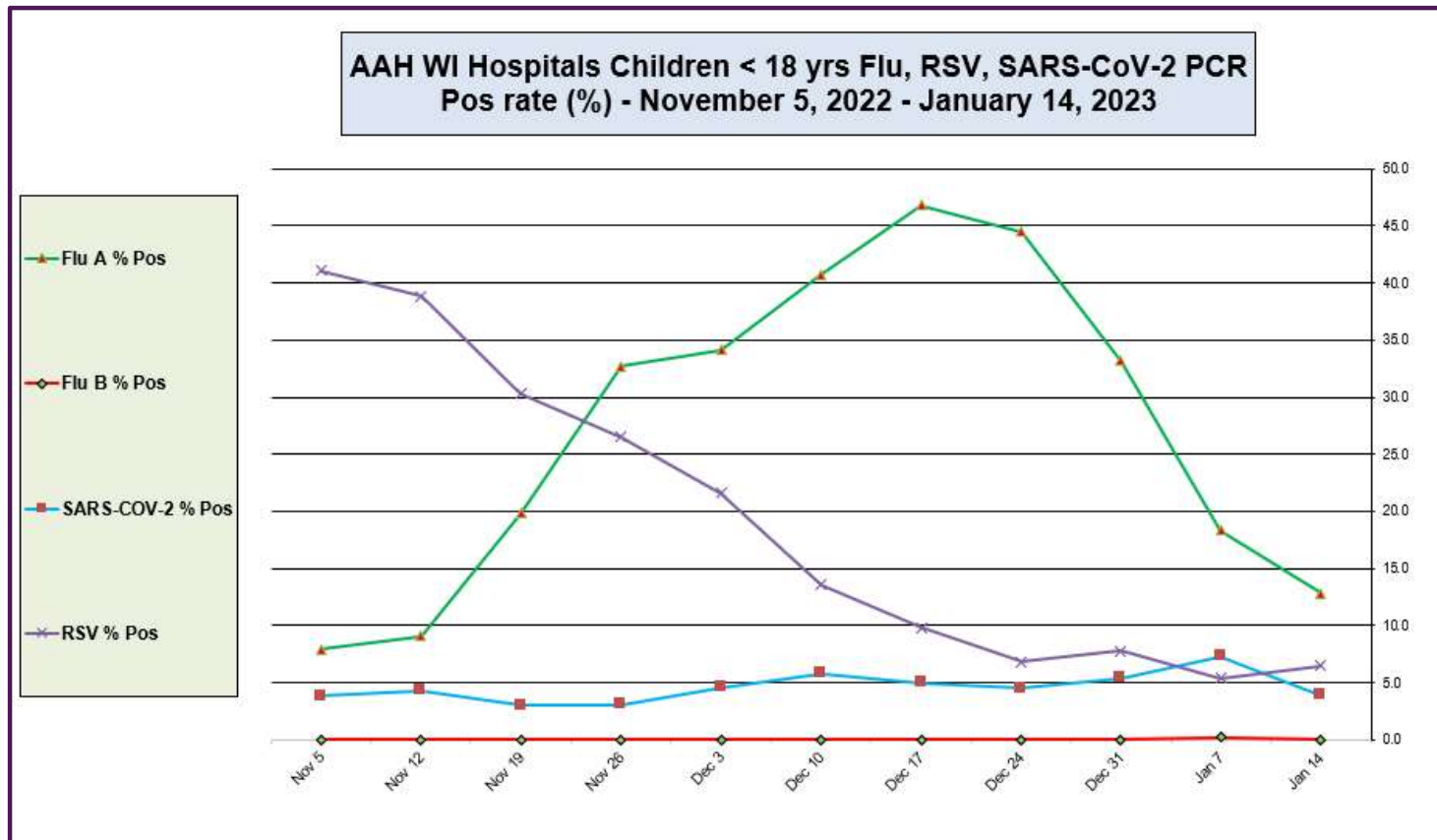
Data generated using: Respiratory Pathogen Panel (LAB9955) and COVID/FLU/RSV Panel (LAB10789)

## Advocate Children's Hospital Influenza A, Influenza B, RSV, and SARS-CoV-2 PCR Positivity rates (Nov 5, 2022 – Jan 14, 2023)



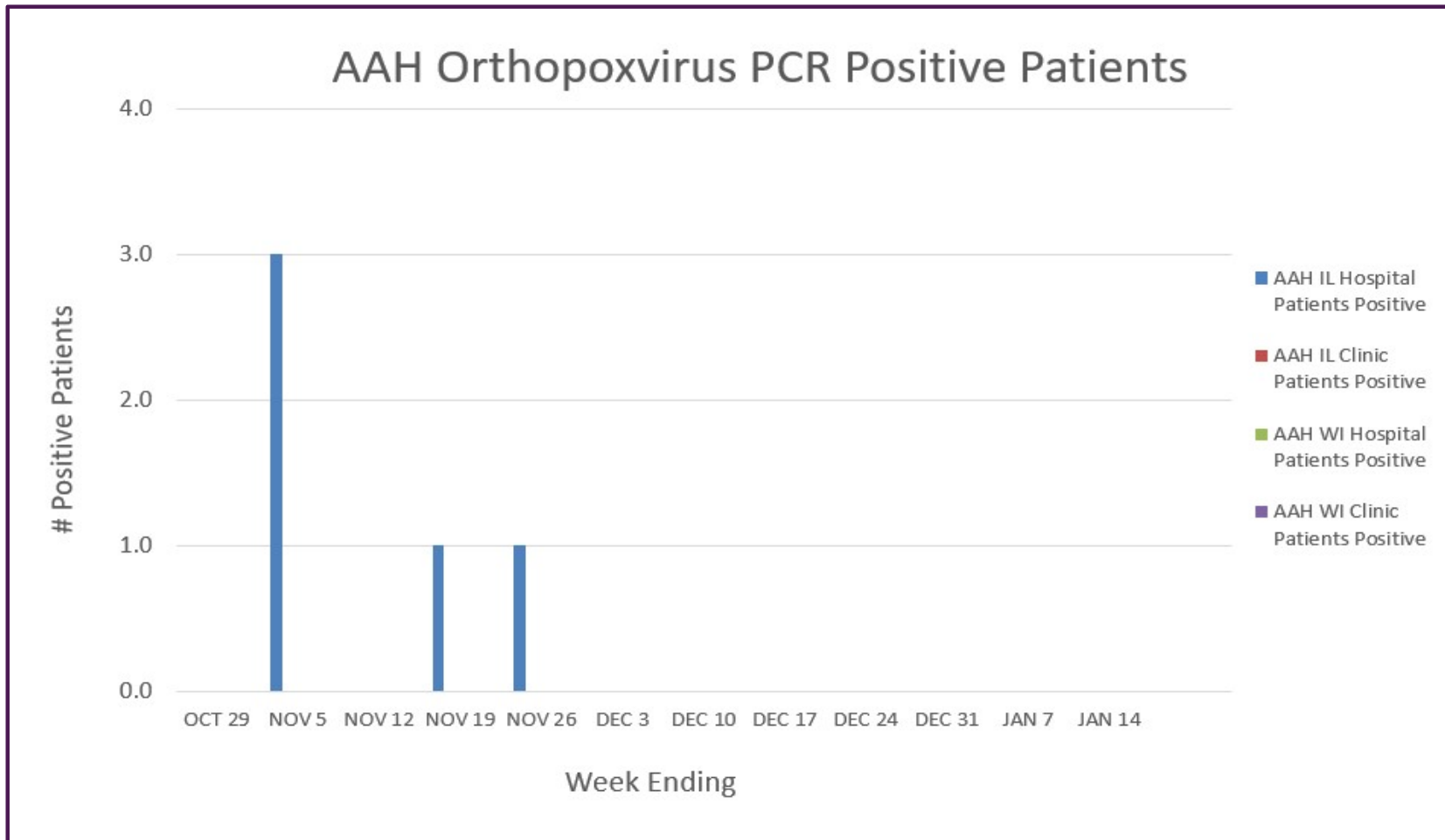
Data generated using: Respiratory Pathogen Panel (LAB9955), Rapid SARS-CoV-2 by PCR (LAB10644), COVID/FLU by PCR (LAB10889), COVID/FLU/RSV Panel (LAB10789), 2019 Novel Coronavirus (SARS-CoV-2) LAB10635

# AAH WI Hospitals (patients < 18 yrs old) Influenza A, Influenza B, RSV, and SARS-CoV-2 PCR Positivity rates (Nov 5, 2022 – Jan 14, 2023)



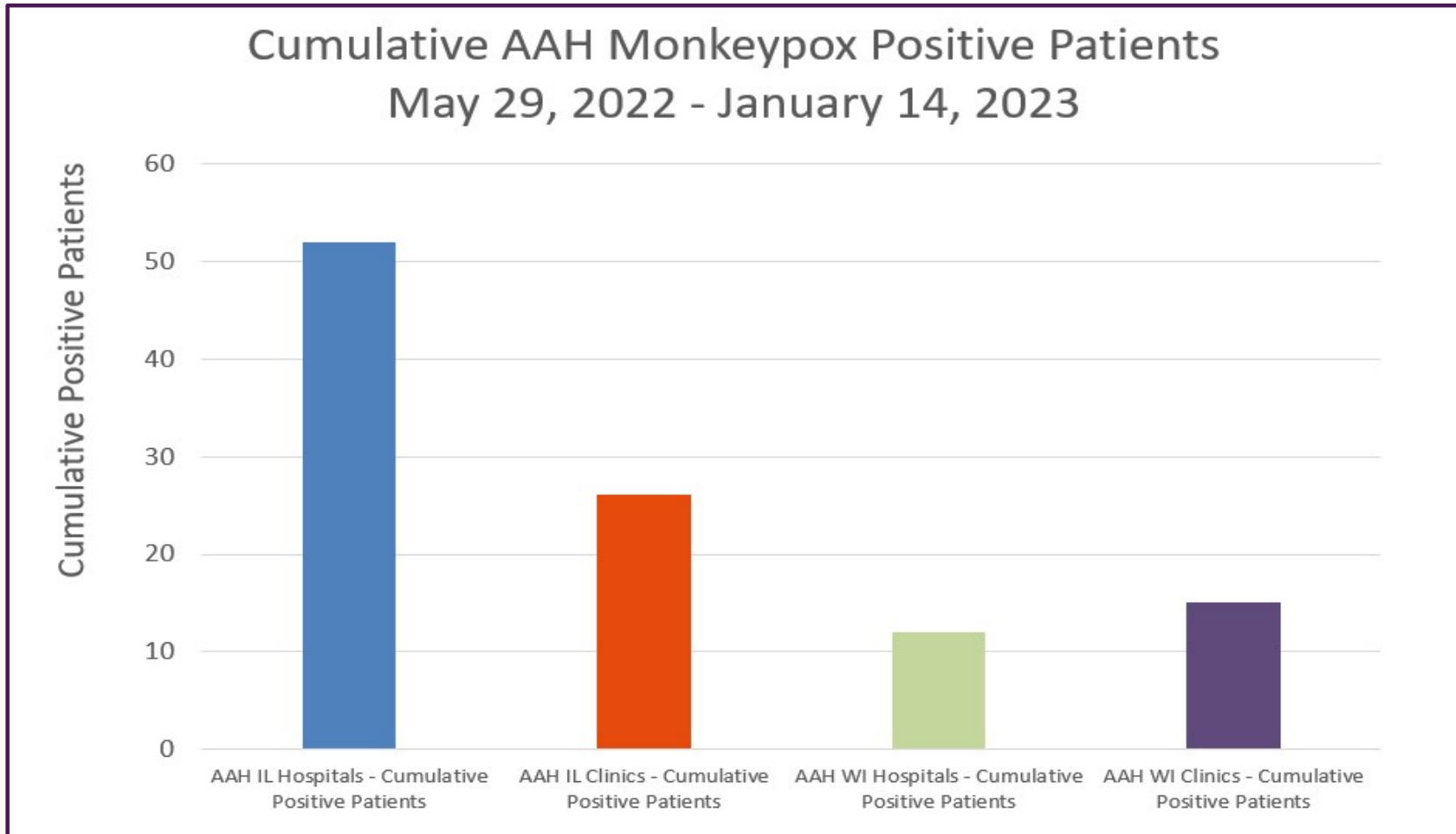
Data generated using: Respiratory Pathogen Panel (LAB9955), Rapid SARS-CoV-2 by PCR (LAB10644), COVID/FLU by PCR (LAB10889), COVID/FLU/RSV Panel (LAB10789), 2019 Novel Coronavirus (SARS-CoV-2) LAB10635

## AAH Orthopoxvirus Positive Patients (October 29, 2022 – January 14, 2023)



Data generated using: Miscellaneous Test (LAB10119 to Sent to IL/WI State Labs) 5/29/22-7/24/22 and Orthopoxvirus by PCR (LAB11274 sent to ARUP 7/25/22 – Present)

## AAH Orthopoxvirus Positive Patients (May 29, 2022 – January 14, 2023)



Data generated using: Miscellaneous Test (LAB10119 to Sent to IL/WI State Labs) 5/29/22-7/24/22 and Orthopoxvirus by PCR (LAB11274 sent to ARUP 7/25/22 – Present)