

# ACL Laboratories COVID-19 and Influenza Activity Report

Updated: December 12, 2020

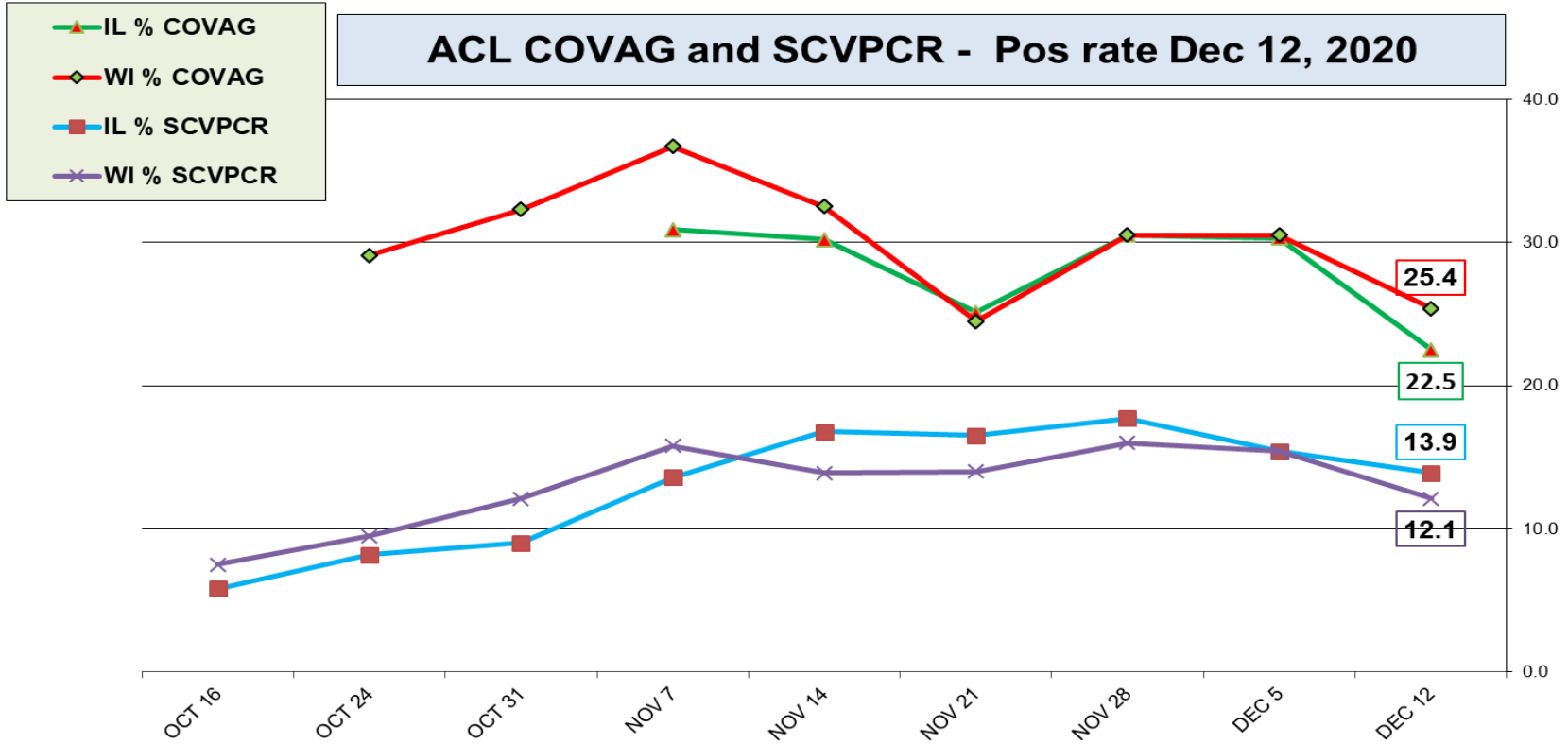


## Respiratory Pathogens - Dec 12, 2020

Week	InfA-H1	InfA-H3	2009 H1N1	Inf B	RSV	All Para	EV / Rhino	Meta pneumo	Adeno	All Corona	Bocca	Myc. pneumo	Chlam. pneumo.	Leg. pneumo.	BP / BPP	Total Pos	POS FLU	Total	ACL RPPNL	US %FLU	IL/WI %FLU	ACL FLUPCR
Dec 12	0	0	0	0	0	0	9	1	0	0	0	0	0	0	0	10	0	113	0.0	n/a	n/a	0.0
Dec 5	0	0	0	0	0	0	10	0	2	0	0	0	0	0	0	12	0	146	0.0	0.2	0.1	0.0
Nov 28	0	0	0	0	0	0	10	0	1	0	2	0	0	0	0	13	0	161	0.0	0.1	0.1	0.0
Nov 21	0	0	0	0	0	0	13	1	0	0	0	0	0	0	0	14	0	140	0.0	0.2	0.1	0.0
Nov 14	0	0	0	0	0	0	7	0	0	1	2	0	0	0	0	0	0	158	0.0	0.2	0.1	0.0
Nov 7	0	0	0	0	0	0	9	0	0	0	2	0	0	0	0	11	0	96	0.0	0.2	0.2	0.0
Oct 31	0	0	0	0	0	0	7	0	0	0	4	0	0	0	0	11	0	233	0.0	0.1	0.2	0.0
Oct 23	0	0	0	0	0	0	12	3	2	0	2	0	0	0	0	19	0	173	0.0	0.2	0.4	0.0
Oct 16	0	0	0	0	0	0	14	1	1	0	2	0	0	0	0	17	0	185	0.0	0.3	0.2	0.0
Oct 9	0	0	0	0	0	0	9	2	0	0	3	0	0	0	0	14	0	64	0.0	0.3	0.3	0.0
Oct 2	0	0	0	0	0	0	5	0	0	0	1	0	0	1	0	7	0	65	0.0	0.3	0.2	0.0
Sep 25	0	0	0	0	0	0	7	0	2	0	0	0	0	2	0	11	0	111	0.0	0.3	0.0	0.0
Sep 19	0	0	0	0	0	0	4	0	0	0	0	0	0	0	0	4	0	28	0.0	0.4	0.3	0.0

SARS-COV-2					RSV				Influenza			
Week	IL % SCVPCR	WI % SCVPCR	IL % COVAG	WI % COVAG	IL % RSVPCR	WI % RSVPCR	IL % RSVAG	WI % RSVAG	IL % FLUPCR	WI % FLUPCR	IL % FLUAG	WI % FLUAG
DEC 12	13.9	12.1	22.5	25.4	0	0	0	0	0	0	n/a	0
DEC 5	15.4	15.4	30.3	30.5	0	0	0	0	0	0	n/a	0
NOV 28	17.7	16.0	30.5	30.5	0	0	0	0	0	0	n/a	0
NOV 21	16.5	14.0	25.1	24.5	0	0	0	0	0	0	n/a	2
NOV 14	16.8	13.9	30.2	32.5	0	0	0	0	0	0	n/a	0
NOV 7	13.6	15.8	30.9	36.7	0	0	0	0	0	0	n/a	n/a
OCT 31	9.0	12.1	28.5	32.3	0	0	0	0	0	0	n/a	n/a
OCT 24	8.2	9.5	21.0	29.1	0	0	0	0	0	0	n/a	n/a
OCT 16	5.8	7.5	18.3	25.8	0	0	0	0	0	0	n/a	n/a

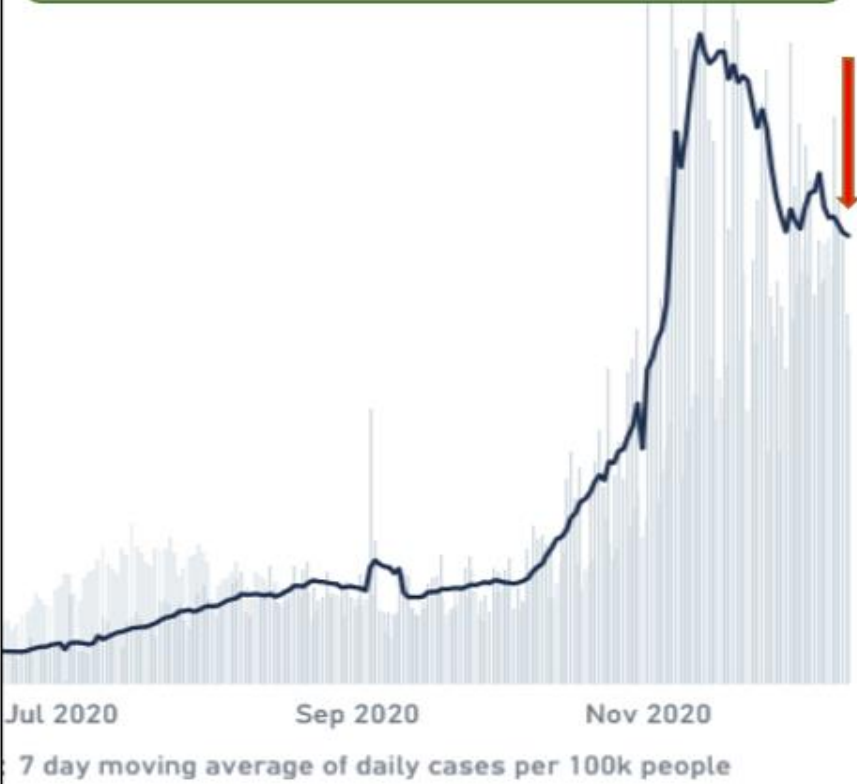
## ACL COVAG and SCVPCR - Pos rate Dec 12, 2020



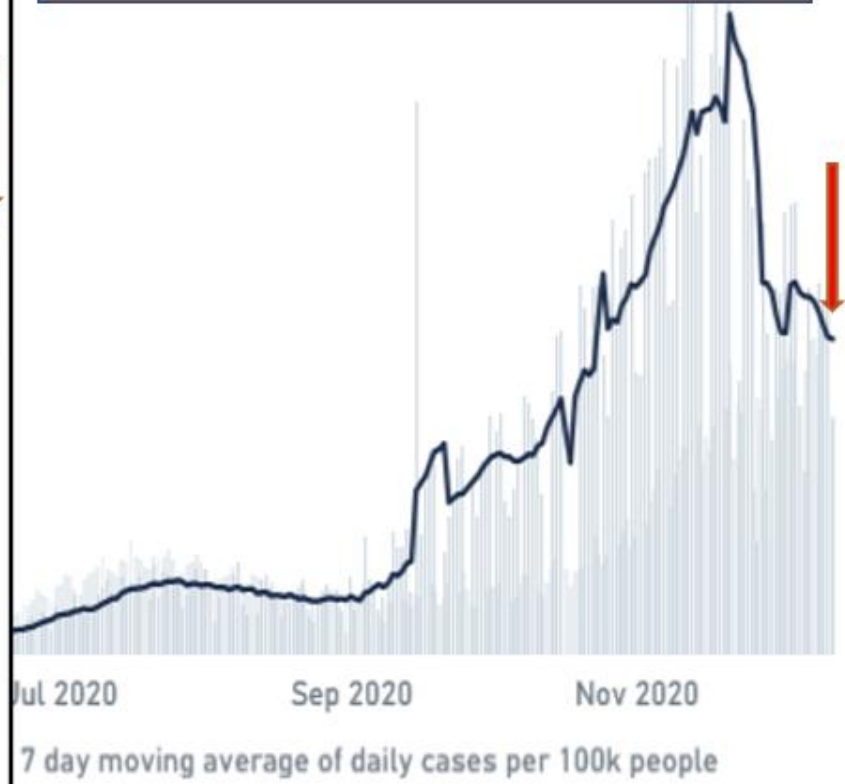
**COVAG Antigen** rapid test – is performed at **Urgent Care** sites.

**SCVPCR - Rapid PCR** - test is performed using Cepheid PCR at AAH **Hospital** sites.

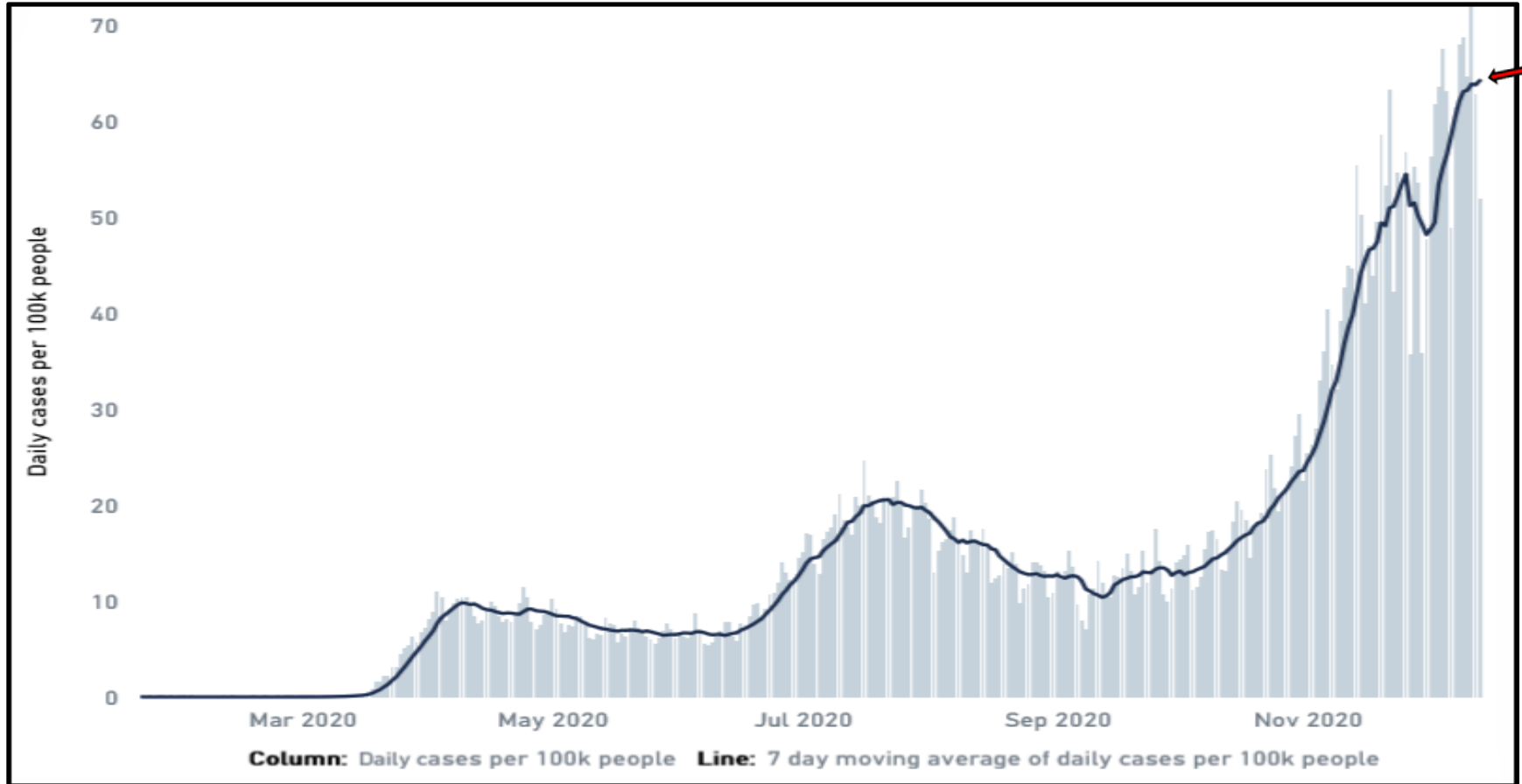
CDC- IL State Covid Cases Dec 13, 2020



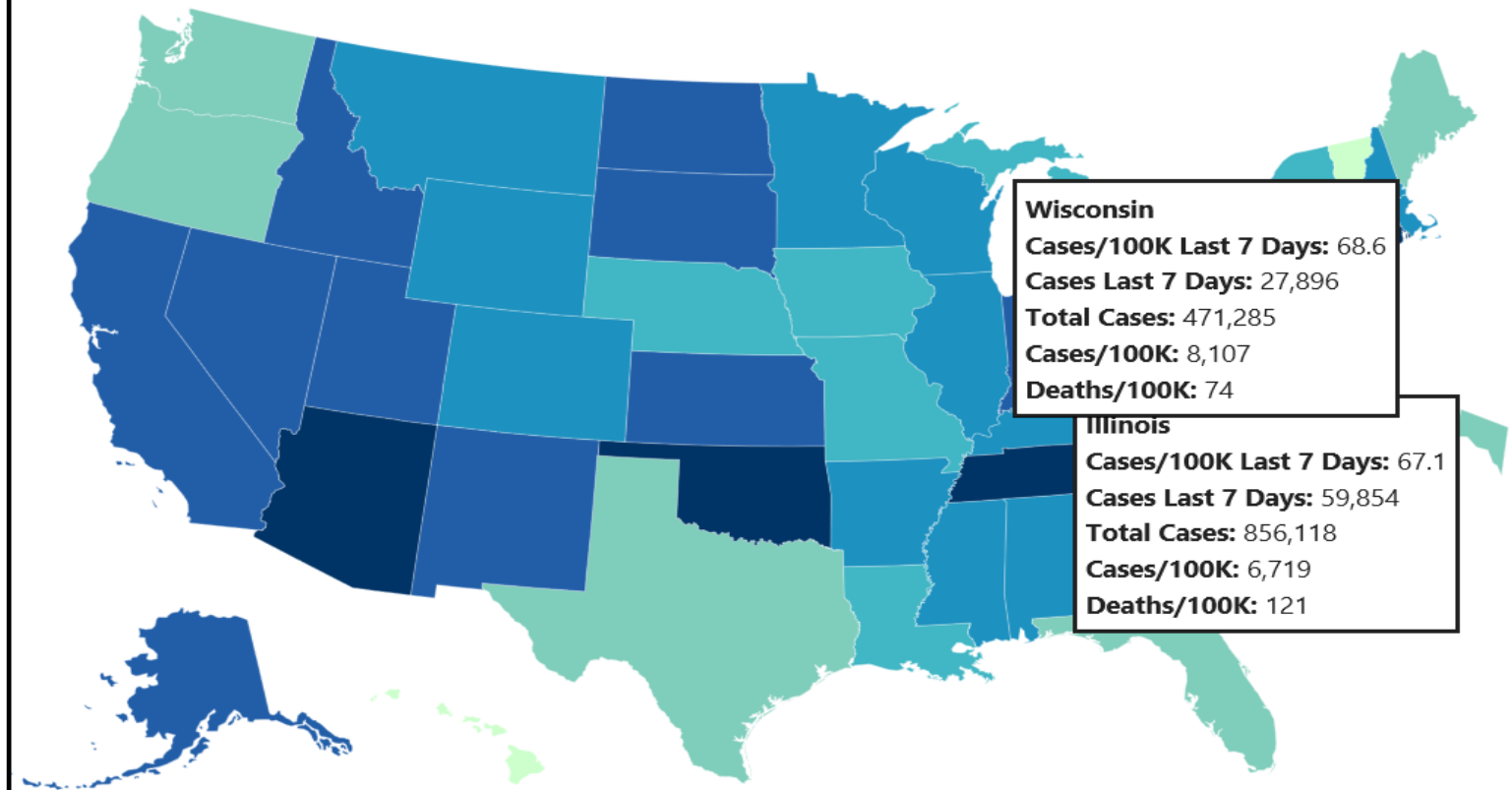
CDC- WI State Covid Cases Dec 13, 2020



# Dec 12, daily COVID-19 cases in US - CDC

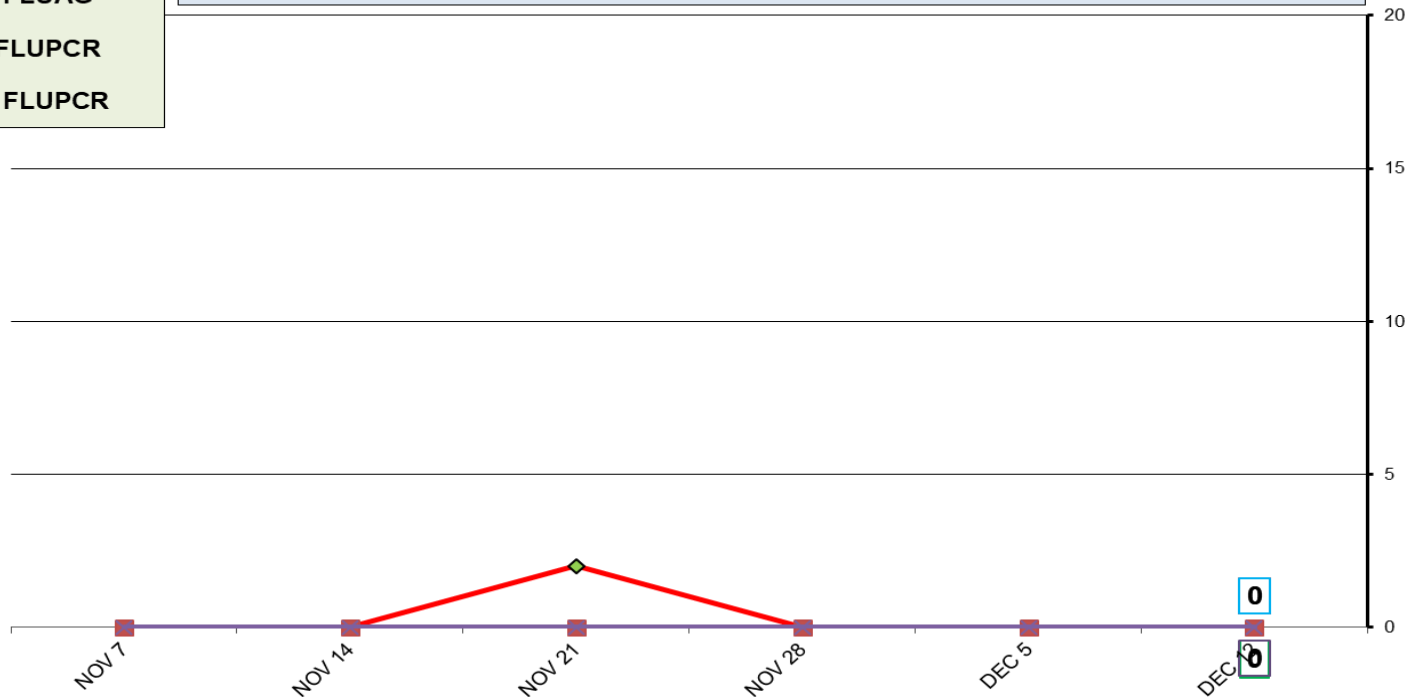


## US COVID-19 Average Daily Case Rate in Last 7 Days, by State/Territory (cases per 100K)



## ACL FLUAG and FLUPCR - Pos rate Dec 12, 2020

- IL % FLUAG
- WI % FLUAG
- IL % FLUPCR
- WI % FLUPCR

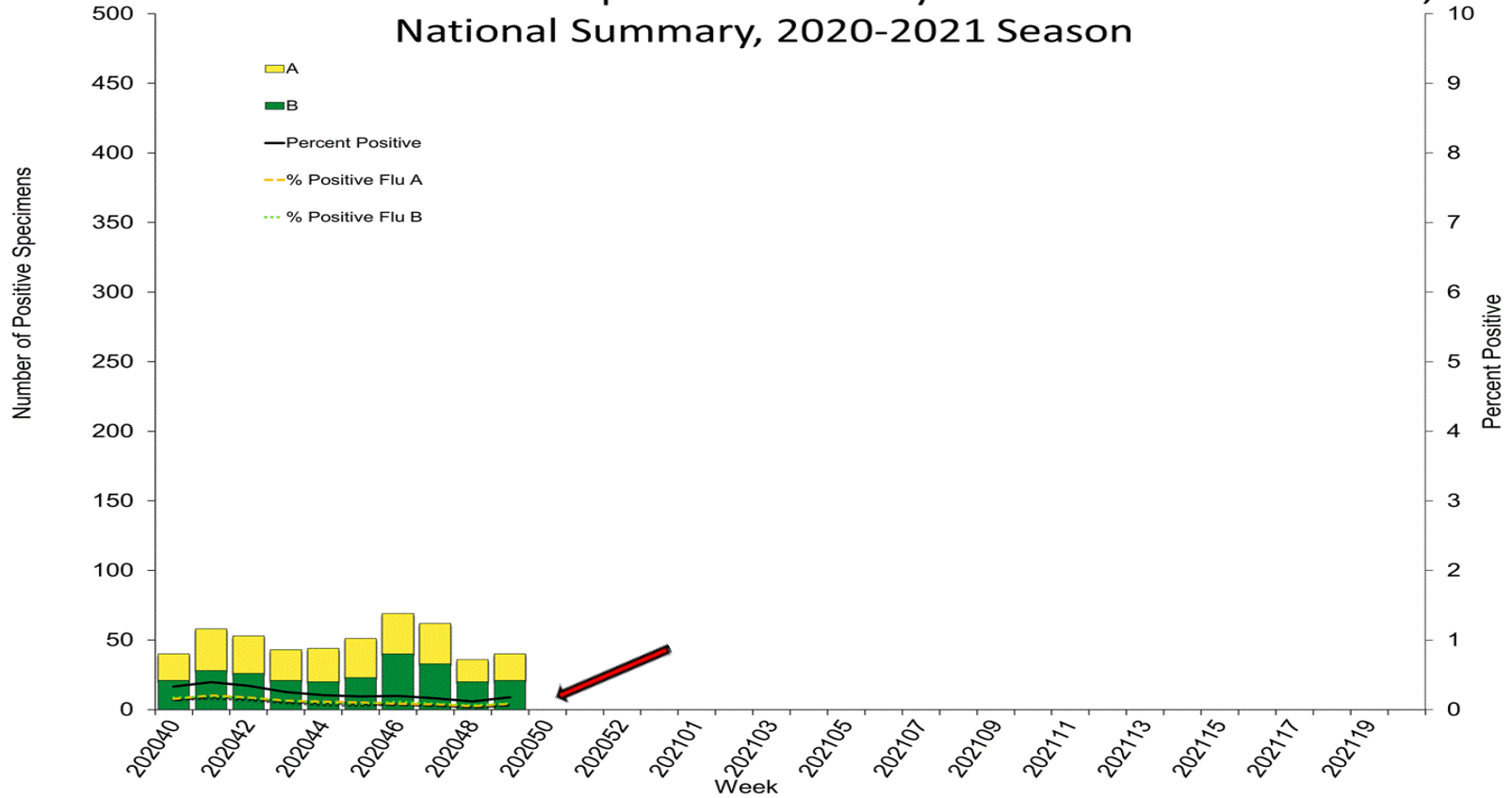


**FLUAG Antigen** rapid test – is performed at **Urgent Care** sites.

**FLUPCR - Rapid PCR** - test is performed using Cepheid PCR at AAH **Hospital** sites.

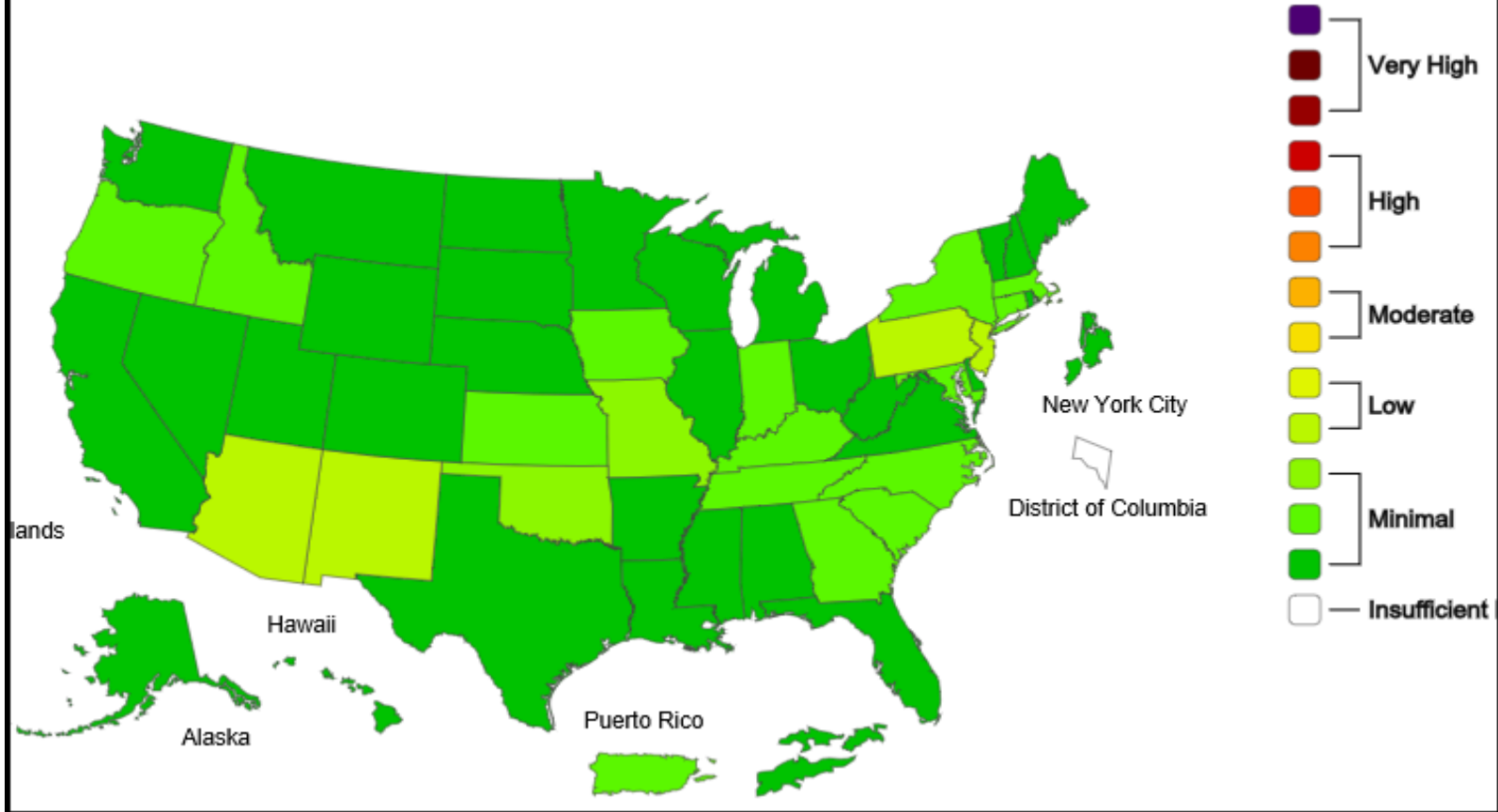


# Influenza Positive Tests Reported to CDC by U.S. Clinical Laboratories, National Summary, 2020-2021 Season

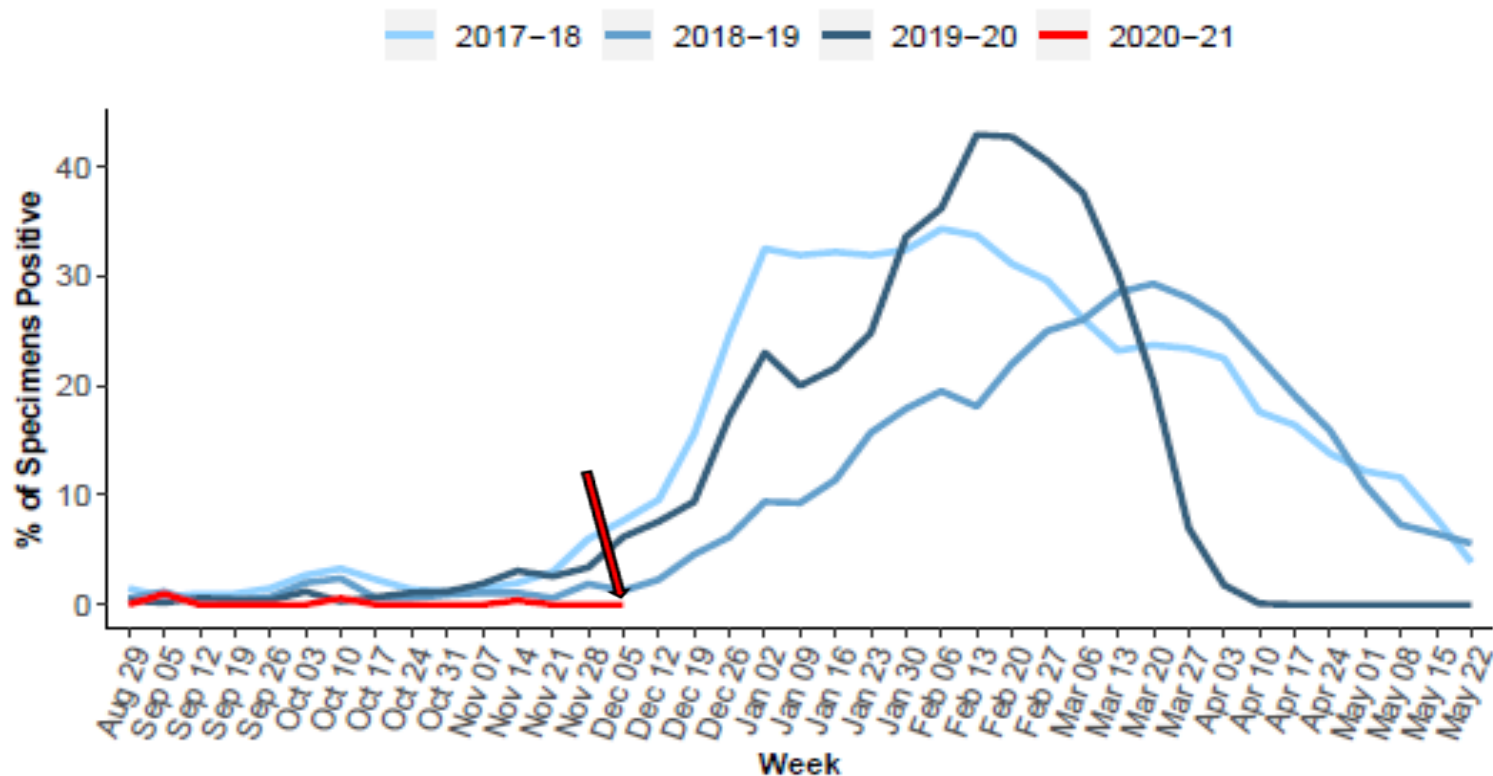


2020-21 Influenza Season Week 49 ending Dec 05, 2020

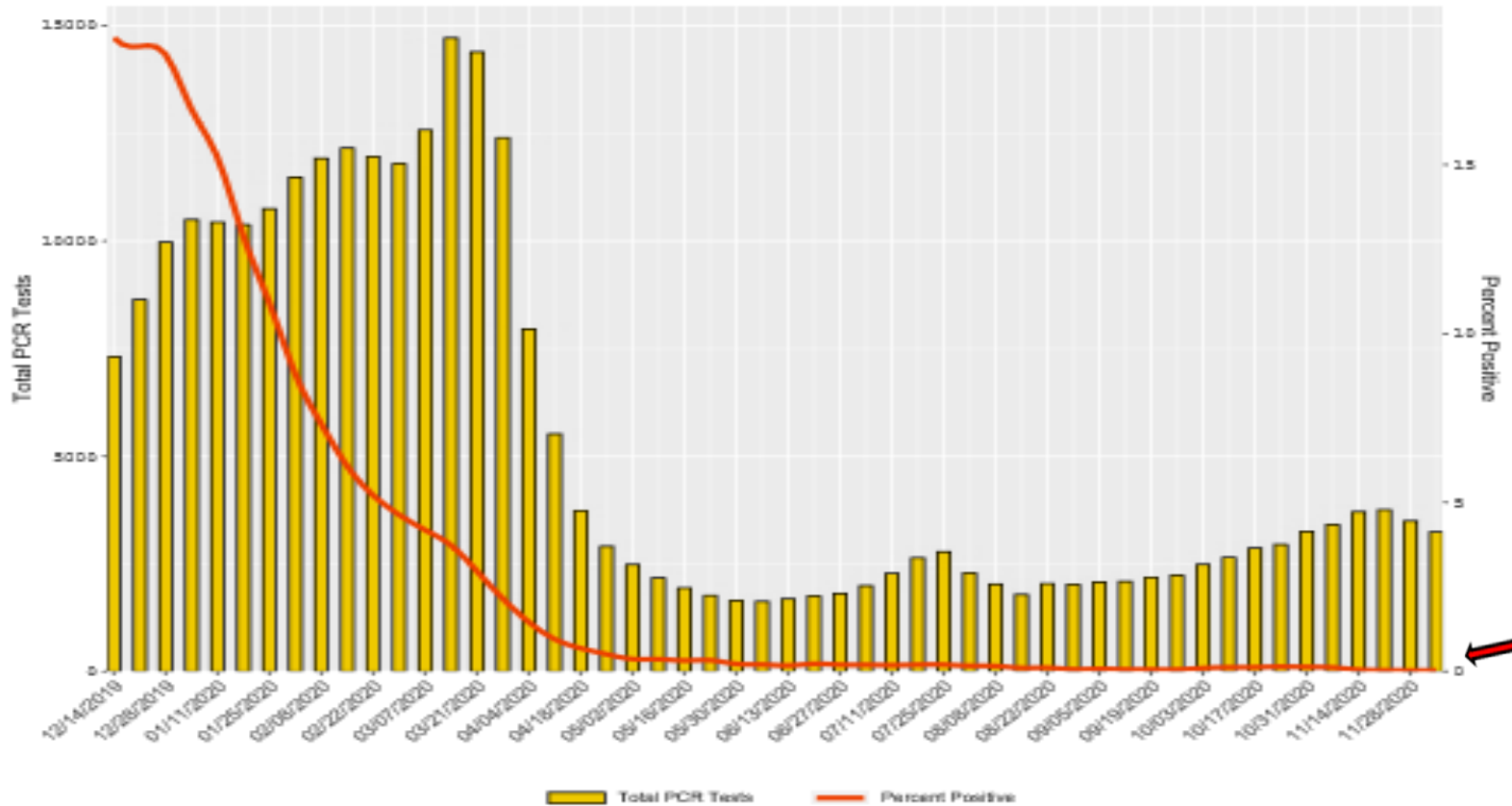
ILI Activity Level



## Percent of Respiratory Specimens Positive for Flu

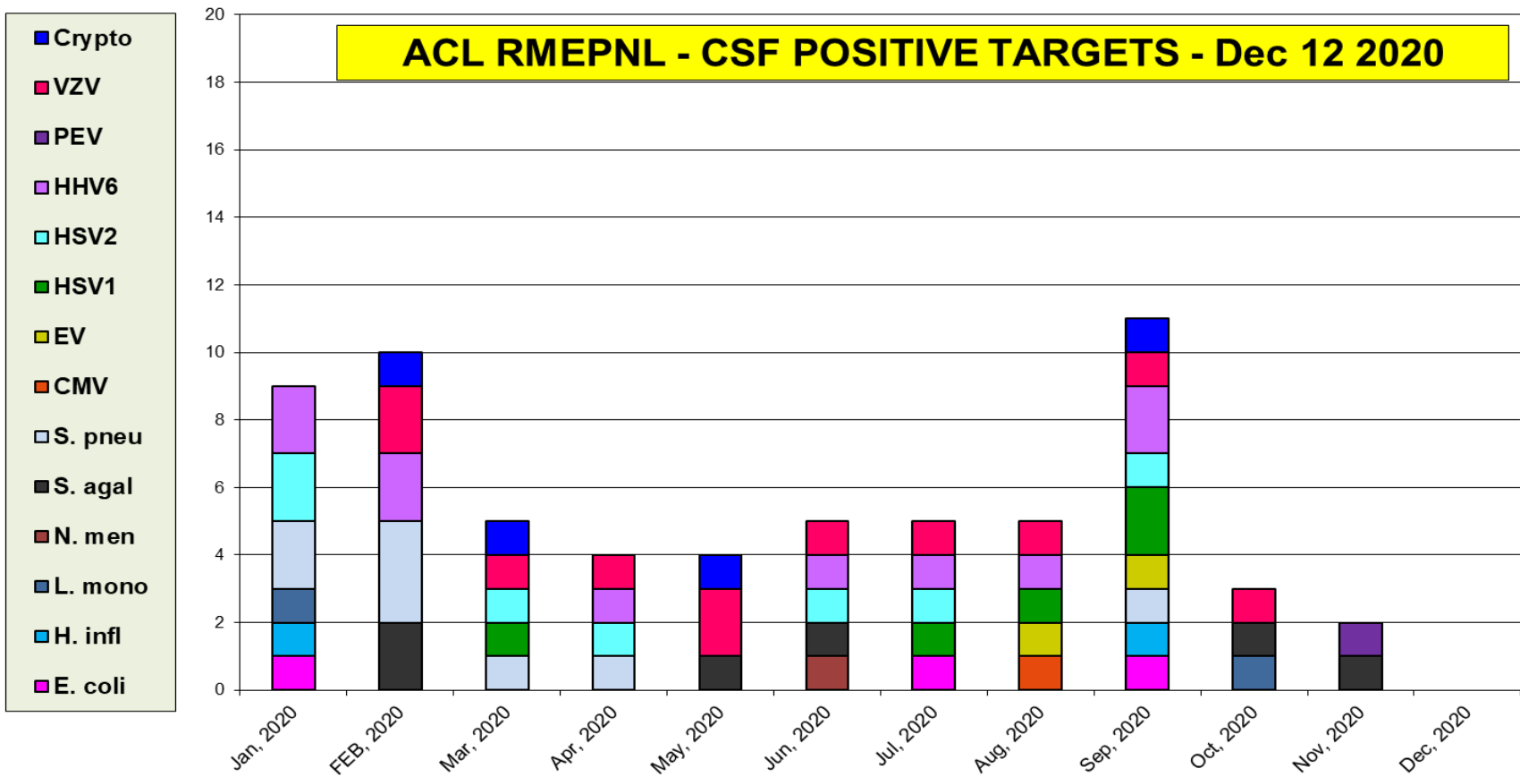


RSV PCR for HHS Region 5 - Chicago (3 week average)

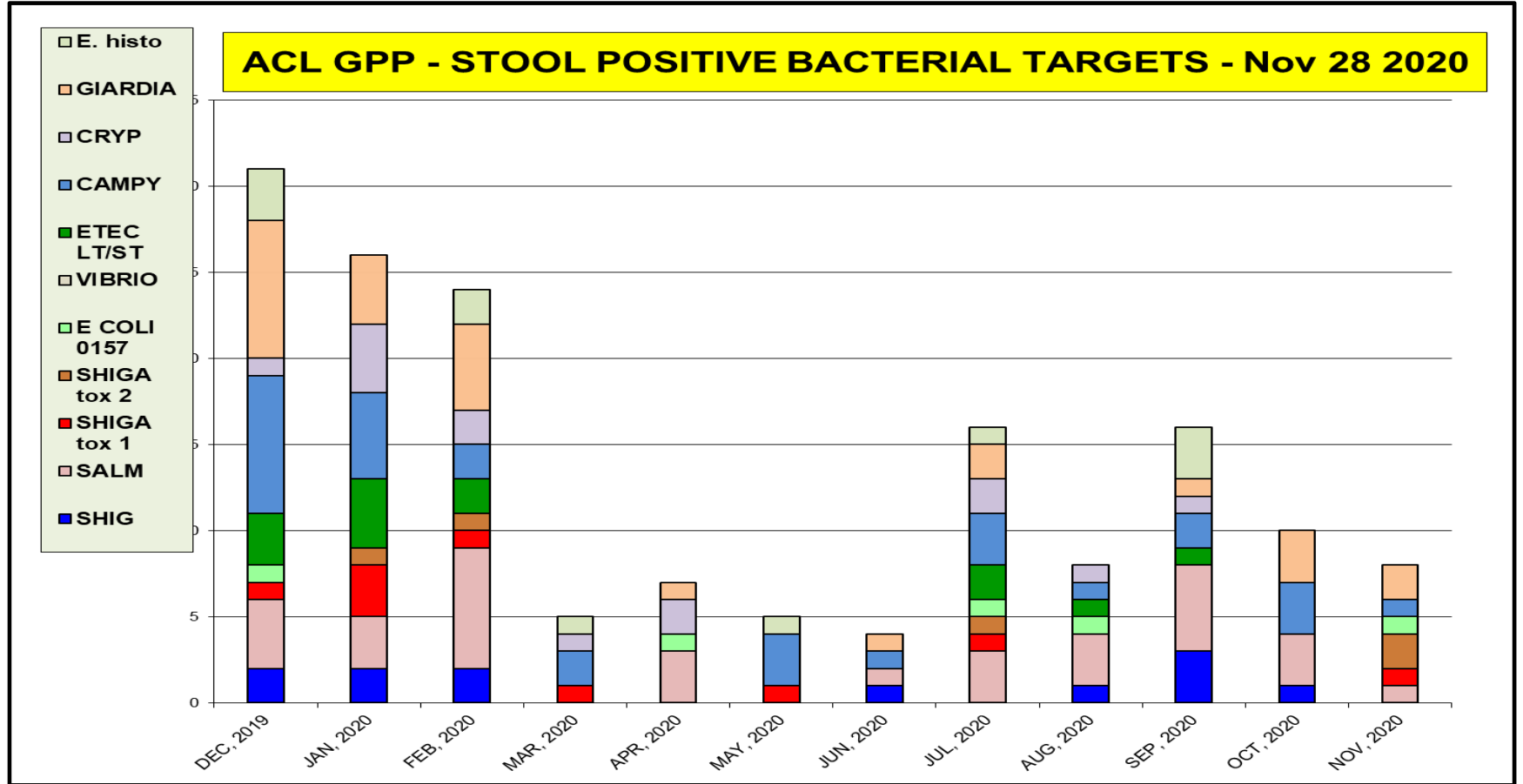


# CSF targets positivity rate is 0 %

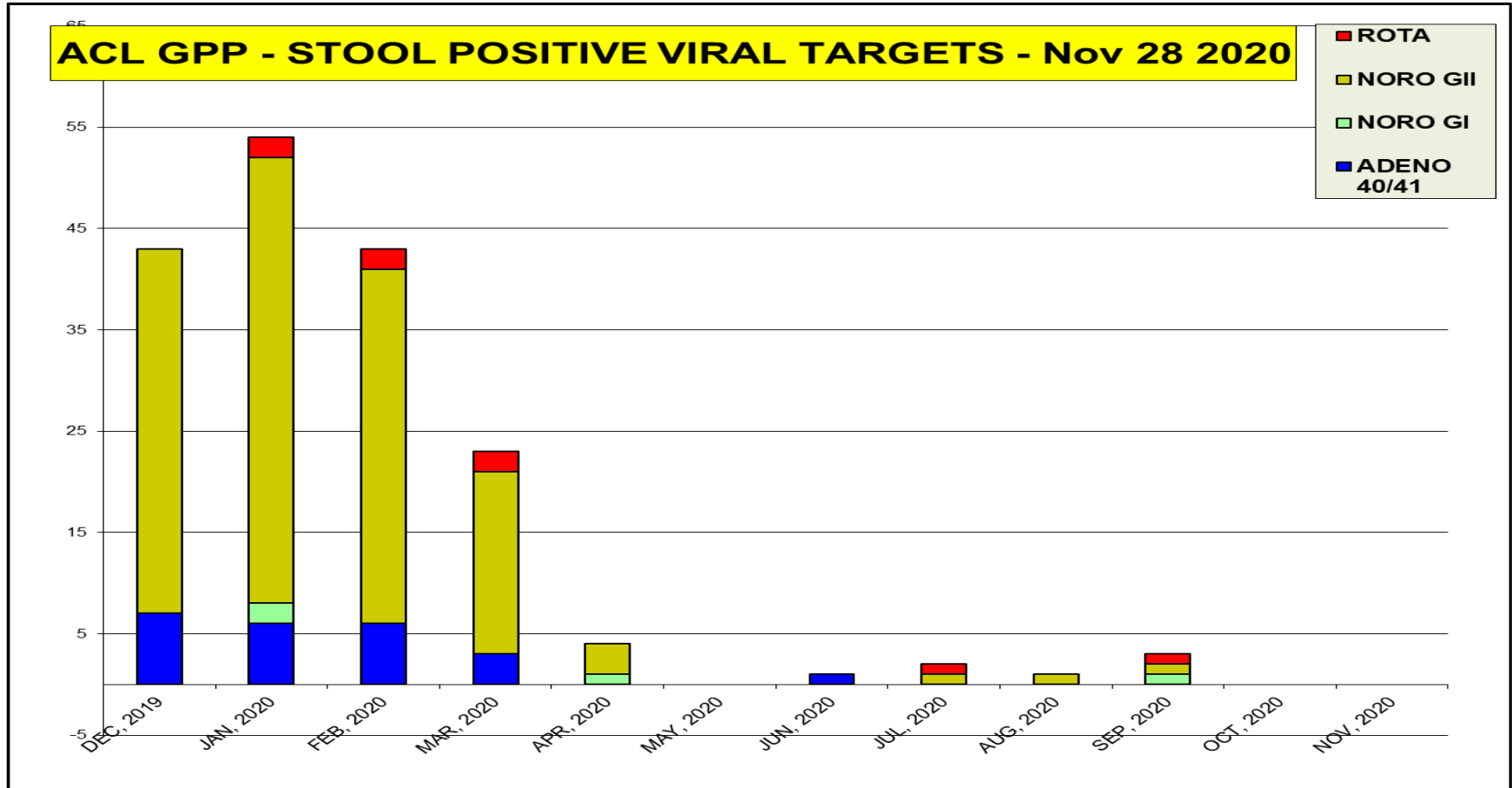
## ACL RMEPNL - CSF POSITIVE TARGETS - Dec 12 2020



# The most prevalent GI bacterial targets (Shiga Tox2)



# The most prevalent GI viral targets - none



## Women's Health - Dec 12 2020 positivity rate (%)

Bacterial Vag.	Candida spp.	Candida glab.	Trich. vag	M. genitalium
36	24	2	5	4

### Women Health SwabOne - Prevalence rate (%)

- M. genitalium
- Trich. vag.
- Candida glab.
- Candida spp.
- Bact. Vag.

